

# ROVERS

MAGAZINE



# exhilarating

Skill building, adrenaline pumping by the hour or by the day.

**BILTMORE ESTATE**  
1.828.225.1541  
biltmore.com

**EQUINOX RESORT**  
1.802.362.0667  
equinoxresort.com

**QUAIL LODGE GOLF CLUB**  
1.831.620.8854  
quailodge.com



experience

# GLOBAL ADVENTURE

DELIVERED TO YOUR DOORSTEP



 **OVERLAND**  
JOURNAL

Land Rover Defender exploring Argentina.

  928-777-8567 OVERLANDJOURNAL.COM

# Happy Holidays!



## About the cover:

2013 Range Rover - new this winter. Photo: Land Rover

## Rear cover:

Discovery II product testing at Rovers North Westford, Vermont. Photo: Zack Griswold.

Rovers Magazine is a publication of Rovers North, Inc.

**Publisher:** Mark Letorney

**Editor:** Jeffrey Aronson

**Art Director:** Thompson Smith

**Photography:** Zack Griswold

**Websites/Branding:** Graham Letorney

**Contributing Editor:** Tiffany Pfeiffer

©2012 Rovers North, Inc.

This publication is written for the enjoyment of Rovers North customers and may not be reproduced without the express written permission of Rovers North Inc. While we at Rovers North make every effort to ensure accuracy within these pages, we are not to be held liable for typos and or omissions.

Please be advised that all prices are subject to change without notice.

Rovers North Inc.

1319 VT Route 128, Westford,

Vermont 05494-9601, USA

Sales: 1-800-403-7591

Tech Line: (802) 879-0032

Website: [www.roversnorth.com](http://www.roversnorth.com)

Hours: Mon-Fri: 8:00 - 6:00

Sat: 8:30 - 12:30 EST

Sightings submissions may be sent to our above address or email to [sightings@roversnorth.com](mailto:sightings@roversnorth.com)

**T**he Holiday season combines the memories of celebrations past and future plans. From our yearnings of childhood to our wishes for present family and friends this season brings our hopes and dreams to the forefront.

Throughout 2012, we've had the privilege and honor of sharing the stories of enthusiasts worldwide with you.

In this issue of *Rovers Magazine* our correspondents recall moments made special by their Land Rovers. Enthusiasts who connected online over 15 years ago still meet in California to enjoy off-roading in their Rovers. A Pennsylvania family reflects on two generations of a life well led through their Range Rovers, an LR3 and a Defender 90.

This holiday season also gives us the opportunity to commend those whose efforts as armed forces service members and veterans deserve recognition. The fact they do so through the shared enthusiasm for Land Rovers adds to our admiration and appreciation.

Looking towards the future, we get a glimpse at the 2013 Range Rover through an exclusive interview with Simon Turner, the Range Rover Brand Manager for Land Rover North America. Not only do we think you'll enjoy reading Simon's commentary on this remarkable vehicle, but we predict you'll enjoy reading of his genuine connection to the marque.

If you're bedeviled with instructions that insist, "Tab A fits into Slot B", you know that accurate technical information can be invaluable. We strive to help you get the most from your Land Rover experience. If you've been leery of tackling a head gasket replacement on your Rover V-8, you'll find the steps outlined for you in this issue. If Santa Claus brings you a chainsaw for Christmas, we can help you use it safely and efficiently with Part 3 of our chainsaw safety series. Should a holiday vacation trip find you off-roading in muddy conditions, let Bill Burke's advice guide you out of a sticky situation.

In every issue of *Rovers Magazine* we present a wide range of Land Rover and ProLine products to maintain, personalize and enhance your Land Rover. Every Land Rover comes with a built-in, designed capability to take you anywhere, off-road or on-road. The Rovers North staff spends considerable time assessing, testing and selecting the products that will best match your needs.

Throughout the year, we've enjoyed increased connections with enthusiasts who've contacted the magazine with story ideas, entertaining photos and videos, and nearly 1,000 Sightings. We're pleased that *Rovers Magazine* remains a part of your Land Rover experience and we send you our best wishes for a glorious Holiday season.

Jeff Aronson  
Editor, Rovers Magazine



Our mission is to support all original Land Rover models that are no longer supported

by your local Land Rover franchise. We offer the entire range of Land Rover Genuine Parts direct from Land Rover UK, providing the highest quality parts and accessories at the best prices. In addition we offer our own line of parts called ProLine. Sourced from a variety of manufacturers, ProLine is our alternative when a Genuine Part is no longer available or a lower cost replacement is preferred. Visit our website [www.roversnorth.com](http://www.roversnorth.com) for a more complete view of our selection, or call us. All new parts and accessories sold by Rovers North are covered by our one year unlimited mileage warranty. We invite you to experience our knowledge, products and service. Thank you for choosing Rovers North.



2013 Range Rover at the Paris International Auto Show.

**NEW**



## Bulkhead Assembly, LHD Defender V8 NAS 90

Made from the latest Land Rover Galvaneal metal and electrostatic primed for superior corrosion resistance. This is an exact replacement for NAS 90 models. Requires upgrading to the latest wiper wheel boxes offering improved wiper arm performance. Supplied ready for paint. For upgraded wiper wheel boxes use RNS555. Assembled in the USA.

**1995 NAS 90** (will easily adapt to 1994)...RNB1995 \$ 2599.00

**1997 NAS 90**.....RNB1997 \$ 2785.00

**Updated Wiper Wheel Boxes Kit**.....RNK1995 \$ 159.95

# Letters to the Editor

Dear Rovers North,  
We would like to let you know what a valuable asset Zack Griswold is to Rovers North. He was so knowledgeable with what other mods we needed and knowledgeable about the Rover line, in general. We had a wonderful time speaking with him at a recent Rover rally. I saw a few photos he took of our Rover on the Rovers North Facebook page. Please give a big "thank you" to Zack from my husband and me!  
Amanda Mason Ridgway  
Warminster, PA

*[Zack combines considerable photographic talent with a genuine love of his Discovery II, and Land Rovers in general. We're delighted he's with Rovers North -ed.]*

Dear Rovers North,  
Our daughter, Lily Grace, might be young, but she's already a confirmed Land Rover enthusiast. She's made her claim to our Series II-A.

Chuck and Makena Yarborough  
Charlottesville, VA



*[Hold off giving her a set of keys as long as you can! -ed.]*

Dear Rovers North,  
I just read the Northern Exposure article by Rebekah Sanderlin in Rovers Magazine. Oh wow! It is awesome. I have fact-checked

it and can verify that every nice thing they said about me was true! I found Bobby and Rebekah a pleasure to help out. In fact, we've kept in touch and they have offered me a place to stay if I'd like a vacation down south. They are truly wonderful people who embody the community spirit that makes Rover ownership wonderful.

Tim Smith  
Norwalk, CT

*[You were the perfect "Good Samaritan" on that trip! A winter trip south in your Lightweight should be quite fun -ed.]*

Dear Rovers North,  
Thanks for your magazine. I particularly enjoyed the Northern Exposure article!

Martin Sellers  
Sonoma, CA

*[We enjoyed publishing the story, too -ed.]*

Dear Rovers North,  
I thoroughly enjoy reading about the exploits of Rovers and their owners and look forward to receiving Rovers Magazine. Inspired by the most recent issue, I am sharing an exploit from a September weekend.

During a night ride at Conclave 2012 in Virginia, we were called upon to help out a D90 that was in a rather sticky situation—stuck in over two feet of mud. After pulling the truck from the muck with Jarek Maras's D1 we decided to test out the trail. In a split second, the rescuers became those in need of rescuing!

Fortunately, Chris Vitale and his D90 were right behind us, ready to drag the Disco out. Things seemed simple

until Dan Marcello and Will Skidmore attempted to add a snatch block to the mix. While trying to attach the block to the hitch, Dan lost his balance and was about to face-plant into the morass. In a moment of desperation, Jarek was able to secure Dan's position in the only way possible—by holding onto his pants. Rover owners know that driving a Rover can mean flying by the seat of one's pants. Few would ever think that it might actually involve hanging by it.

Katie Vince  
Avon-by-the-Sea, NJ

*[Never a dull moment in a Land Rover -ed.]*

Dear Rovers North,  
Attached is a photo of Miss Cleo, who passed away last September, sitting in "her" Land Rover-PHYDXO, a '73 SIII 88". I appreciate Rovers North considering the photo



"Miss Cleo".

for the magazine. It means a lot to us.

Hope all is well in Vermont.  
Chuck Carrig  
Casper, WY



"Alekmemos".

Dear Rovers North,  
Alekmemos, riding shotgun in this photo, would enjoy seeing himself in the magazine.  
Matt Spetz  
Scotts Valley, CA

*[We always enjoy seeing a Rover in a Rover -ed.]*



From left to right-- Jarek, Dan and Will. Chris is behind the camera and I'm stuck in the back seat! Thought you might find this amusing-- enjoy!

# Product Features

- 1** New Products
- 33** Light Bars, Hella Lights
- 34** Wheels Terrafirma, EVO Corse
- 35** Kahn Wheels, KBX Gear
- 38** Hi-Lift, ARB, Waxoyl
- 39** NRP Exhaust, Side Steps
- 40-45** Shocks, Springs, Suspension Kits and Towing
- 54-59** Interior Trim, Series Interior, Defender Interior, Seat Belts, Cubby Boxes, Interior Accessories
- 60-63** Interior Rubber Mats, Carpet Mats, Seat Covers, Discovery II Boot Kit
- 64** Exterior Series & Defender 90 Soft Tops
- 65** Exterior Mirrors, Hinges, Tire Covers
- 70** Discovery II Bumpers
- 71** Extreme Suspension Gear

## Technical Info & Parts Listings

- 32** Windshield Wipers, Mud Flaps
- 36-37** Defender Galvanized Chassis
- 47-53** Replacement Parts
- 66-69** Clutch, Drum Brakes, Disc Brakes
- 72-75** Holiday Gifts - Books, Stickers, Muffs, Defender Owner's Manual, Mugs, Cup Holder, Clothing, Gear, Models, Maple Syrup
- 76-77** Replacement Lights, Lamps
- 80-81** Popular Land Rover Kits, RRC Tailgate Lids, Fuel Caps

Background: 2005 Mendo Recce "Big Sullivan".

# Articles

- 2** Letters to the Editor
- 28** Behind The Steering Wheel  
Jeffrey Aronson
- 30** Burke's Corner  
Bill Burke
- 46** Fabulously British



**Mendo Recce**  
Text & Photos:  
Benjamin Smith

**Pg. 4**



**2013 Range Rover**  
Text: Jeffrey Aronson  
Photos: Land Rover

**Pg. 12**



**Saw Safety for Land Rover Owners Part III**  
Text: Calef Letorney

**Pg. 18**



**Changing Head Gaskets on a Discovery II**  
Text & Photos: J. White, Shirley Warren

**Pg. 22**



**Santa, Baby**  
Text & Photos:  
Jenn Swan,  
Rory and Julie Swan

**Pg. 24**



# MENDO\_RECCE



*Maurice Patrykus in his '64 SIAA 109 off-roading on Big Sullivan.*



By Benjamin Smith

It's time to celebrate the early '90s. Sing along with Bryan Adams, Janet Jackson, Snoop Dog and Aerosmith [oh yeah, they're still around], watch another episode of *The X-Files*, and wonder how to get your hands on one of the 535 '93 Defender 110s, or those new Defender 90s. The Discovery heralded a different type of Land Rover owner, while new Range Rovers rarely appeared off-road.

For all of us who depend on Twitter, Facebook, email, cell phones and online purchases, harken back now to a decade when all this seemed futuristic. Amazon didn't start up until 1994, and Google in 1998. Search engines then had strange names like Lycos and Altavista. Web forums simply did not exist; you couldn't even easily establish email lists, which left the LRO [Land Rover Owners] list as the only global Land Rover communication method.

If you belonged to a Land Rover club, you communicated with members through snail-mail newsletters. Sadly, the first wave of clubs from the '70s and '80s had faded away—after all, Land Rover had pulled out of North America in 1974, and had only re-entered in 1987. The California-based LROA [Land Rover Owners of America] sought to pull its 24 member clubs into a national organization and published its own quarterly magazine called *The Aluminum Workhorse*. Enthusiasts connected with each other through organizations like ROAV [Rovers Owners of Virginia], who had just created their first Mid Atlantic Rally.

The appearance of the Defender models in the USA also revived the interest in Land Rover clubs. Enthusiasts in Massachusetts, West Virginia, Kansas, Utah, Minnesota and contiguous states, as well as Canadian provinces such as Ontario, Nova Scotia, New Brunswick and Quebec, banded together eagerly and created a raft of new off-roading opportunities. No one thought of clubs as “virtual” and the ability or know-how to establish an online club seemed rare. In that vacuum the founding members gathered

*[Ben Smith gained notoriety in the '90s as a Series Rover enthusiast who would annually drive one cross country trip to California and to the Ottawa Valley Birthday Party. A Chief Information Security Officer for Black Rock, Ben, his wife Christina Albrecht and their children Anne and Katherine live in Readington, NJ, along with a 101 FC, a Series I/III and assorted Discovery I's. -ed.]*

around a campfire, shielded by a tarp from the cold rain and decided that that they wanted to meet up and enjoy their Land Rovers together.

Enter Mendo Recce, one of the earliest virtual Land Rover clubs. It grew out of Bill Caloccia (Worcester, MA) and his Land Rover Owner email list. In October 1994, Granville Pool, of Redwood Valley, CA, responded to an online post by Morgan Hanniford, of Berkeley, CA, for off-road locations in his region. One thing led to another and they decided to organize a ride. Since nine years earlier the LROA had held a successful rally on Memorial Day weekend in the Mendocino National Forest, Granville and Morgan decided to return the same forest and billed their trip as “Mendo II”. They set the date for the end of April 1995, and invited LRO list members to attend.

To ensure success they wanted to scout out the area, pick a campground and select trails. The first scouting run was in late January 1995, with four Series Land Rovers and two non-Rovers. A second “recce” in late March grew to five Series 88s, a Defender 90 and two non-Rovers. Despite a cold rainy weekend in April, 18

Land Rovers (eleven 88s, three 109s, two D 90s) and 26 people braved the weather to rekindle the event; coincidentally, Granville Pool turned 50 that weekend.

The online magic happened between the two recces. The first trip was organized by emailing people directly and everyone remembering to “cc” everyone else. Granville sent a trip report to the LRO—it enticed me to join in on the second recce. The trailhead, about 500 miles from my home in the Mojave Desert, required only a short [for me] journey by Series Land Rover.


That’s how I found myself added to the “cc” email list. As the systems administrator for a city-run ISP, the entire process seemed too confusing—so I created an email list by modifying a friend’s Perl-based software. We needed a name for the list. Since we were planning a reconnaissance of the Mendocino Forest, I picked the name “mendo\_recce” (“recce” being British for the

“Granville once rolled his Range Rover Classic on its side at the bottom of Big Sullivan after the last significant obstacle”



Eric Cope prancing the 101FC 'Bubba', 1997 Willits Fort-Bragg Mud Run.

Land Rovers coming down Big Sullivan, Mendocino Forest, CA



*Ben Smith's '72 SIII 88 'Dora' climbs out of a stream after a lunch break at the first 1995 Mendo Forest Joe Lucas Not A Rally.*



*And a River ran through it. Jim's 88 got pushed downstream into hole and had to get winched out. 1995 Mendo Forest 2nd Recce.*



*Jeremy Bartlett gives Lynn Kott some advice in his Defender 90, 1996 High Sierra's Paradise, CA.*



American “recon”.) The first post on February 20, 1995, went to a list of ten subscribers. We found the list so handy that it remained active after the event. Its growth spurt took it to 27, then 50, then 96 by the New Year.

Events followed in August, September and October 1995. All it took was a post to the list saying, “I want to go to X, who’s in?” and Rovers would show up for the off-roading. This led to intriguing locales such as Paradise, New Idria Serpentine Barrens, Panamint Valley, Death Valley, Mojave Road, Cow Mountain, Hollister Hills, Blue Lakes, Niagra Rim, Lost Coast, Fort Hunter-Liggett and the famous Willits-Fort Bragg Mud Run.

Memories jostle in my brain for attention. One year five 101 FCs graced the event. Bruce Bonar’s Defender 90 threw a snow chain, which tore a brake line and necessitated a 200-mile escort. With just an emergency brake functional on his D 90 we tucked him in the middle of a convoy and called out traffic data over our CB radios. During one trip in Northern Mendo, we said, “Let’s have lunch in the valley.” The lead 88” made it down successfully but the second Discovery got stuck and blew a half shaft—which led to an 8-hour recovery into the night, complete with a comet sighting and an eclipse. Granville once rolled his Range Rover Classic on its side at the bottom of Big Sullivan (a very steep trail) after the last significant obstacle; his friend Maurice would put his

*Ike Goss imitating backwards driving scene from “The Gods Must be Crazy” in Cedar Camp at the Joe Lucas Not a Rally.*

MENDOCINO • WILLITS-FORT BRAGG • TAHOE • CLEAR CREEK • DEATH VALLEY  
1994-2012  
**MENDO\_RECCE**




Eric Cope navigates a tricky section with his 1970  
SIIA 88 'Queenie', 1996 Sierra Foothills, Paradise, CA.



Granville Pool's SIII 88" 'the Snark' on the Mud Run.,  
1997 Willits Fort-Bragg Mud Run.

MENDOCINO • WILLYS • FORT BRAGG • TAHOE • CLEAR CREEK • DEATH VALLEY  
1994-2012  
**MENDO\_RECCE**



The lineup of Land Rovers in Cedar Camp (Joe Lucas Not a Rally main campsite) in 2001 (ignoring the impostor in front!).





The line up of Land Rovers outside of Ballerat ranging from a Series I 107" Station Wagon to 1994 D90s and Disco I. 1995 Panamint Valley, CA

109" on its side at the same point a few years later. I remember dual winching after getting cross-axled on a steep downhill near Fort Bragg.

Various Mendo teams also competed in Doug Shipman's Pacific North West Team Trophy Challenge. Spectacular views usually led to gnarly rock problems. "Dan of Rosa" [CA—we never did find out his name] wound up with a 109" that would only turn left. A topless 88" with brand new parabolics got away from the driver on a mountain road and turtled—but happily the Rover and its driver received only scratches. Jim Russell once tripped over a log and broke his leg. We gave him a new bottle of Laphroaig Scotch to help him endure the multiple-hour drive to a hospital in the back of a Range Rover Classic.

This list spawned a new club, the Northern California Rover Club, created in 1997 to bring events to those not on the "Net and insurance to protect the officers. NCRC offered a bi-monthly newsletter, scheduled off-road and social gatherings. This club faded out in 2003, but in 2006 new enthusiasts formed the Northern California Land Rover Club as a forum-based one; some members still participate in the mendo\_recce group. The strength in our "club" is that we are not a traditional club—no officers and no single person held responsible for planning a year's series of events. If you want to take a trip, post the details and see who wants to come. Generally you will get at least few to join you on your trip.

The one fixed event on our calendar has been the "Joe Lucas Not-A-Rallye" annual gathering in the Mendocino National Forest during the last full weekend of April—the 2013 event will be on April 27-28. Each year 25-40 Land Rovers and their owners bring their own camping gear and provisions; we share a single out-house. During the day groups get together and hit the trails and we share food and fun at night. Everyone is welcome—Granville Pool has made every single Joe Lucas event. Will we see you there?

Today the list stands at 270 people. Mostly they are from the San Francisco Bay area and the environs, but members also hail from Los Angeles, OR, WA, AZ, NJ, GA, MA and Canada. Many of the founding members of mendo\_recce still remain on the list. I've met many people through this list that I'd never met before and we've established friendships across multiple generations. The "club's" Rovers range from Series I's to LR4's, but most participants own Series and Range Rover Classics. We welcome all Land Rover enthusiasts—take a look at us online. //

[To view Mendo\_Recce, visit [groups.google.com](https://groups.google.com) and search for Mendo\_Recce. You can view back issues of The Aluminum Workhorse at [www.roverweb.org/NL/LROA/AluminumWorkhorse.htm](http://www.roverweb.org/NL/LROA/AluminumWorkhorse.htm)]

Eric Cope in Queenie (1970 SIA 88) at the 2012 Joe Lucas Not a Rally on a tricky section. This is the same truck as the 1996 photo. 16 years later and still going strong.



By Jeffrey Aronson

It may not look very different from the outside, but inside the 2013 Range Rover [L405] resides the first aluminum monocoque structure in an SUV—indeed, the monocoque also has the largest single piece side panel in the world. This extraordinary engineering feat alone sheds 700 pounds from the current Range Rover—take that, Jenny Craig—and moves Range Rover further ahead in the premium vehicle world.

Securing significant test time with the new Range Rover was impossible before deadline, so we telephoned Simon Turner, Land Rover North America's product manager for Range Rover, for some insights into this newest generation of the iconic vehicle.

Born in a small North Yorkshire town, Simon wound up at Coventry Polytechnic, with its premier programs of automotive design and engineering, under a sponsorship from the-then Rover Group. Simon studied Mechanical Engineering and after graduating entered into powertrain design at the Rover Group's Longbridge facility. By chance, his time spent with Rover's US subsidiary led to his working with Land Rover. He moved to the US in 1993, focusing on after sales support for Land Rover UK in terms of product quality. Simon moved to Land Rover North America in Mahwah, NJ, in 2003, and took his



*Simon Turner, Land Rover North America's product manager for Range Rover.*

*an insider's look at the*  
**2013 RANGE ROVER**



*2013 Range Rover starts at the Body in White plant with the largest single piece side panel in the world. Photos: Land Rover.*

current position as product manager for the Range Rover in North America in the spring of 2011.

Befitting his decades of work with Land Rover, Simon's a green oval enthusiast. "I'm privileged to drive a Range Rover as part of my job," he noted, "but if I were to purchase a Land Rover for fun it would be a Range Rover Classic. They have a simplistic elegance about them, about the way they fit together and the components work together. It was form following function then and has stood up well. I like the smaller footprint, too. It would be fun to have one for weekends and holidays."

The Range Rover embodies an ethos of Land Rover for Simon, "the inherent capability designed into every vehicle. The Range Rover

has every Land Rover capability melded with an extremely luxurious way of delivering the driving experience. Land Rover wants the Range Rover to be authentic even if its owners don't use every capability on a daily basis. Owners appreciate that the Range Rover can function in a wide range of conditions—that it can do the job for them. We continue to focus on the off-road capability, always, but owners want the refinement and on-road dynamics that fit their daily lives."

In 2011, Land Rover imported approximately 10,000 Range Rovers into the US, as well as nearly 15,000 Range Rover Sports. The US is the largest Range Rover market in the world. Their stature and popularity are a testament to the vehicle's purposefulness. Simon noted that, "The loyalty rate of current owners is one of the highest in



the automotive industry. They're buying Range Rovers and staying with them. We're obviously doing something right." Simon also highlighted the very high residual values—"close to the top of its class"—for the Range Rover Sport. Enthusiasts counting on rapid depreciation to snap one up might have to wait a while.

This loyalty might be a reason as to why the 2013 Range Rover's styling retains so much of its predecessor. Simon stated that "this was deliberate, by design. We have loyal consumer base that loves the iconic, understated design of Range Rover. There are design trends that have continued right from 1970, and through the later generations of Range Rover. In speaking with customers one of the most distinct messages was in their nervousness that we would change it,



2013 Range Rover unveiling at the residence of Rory and Julie Swan, Yardley, PA.  
Photos: Glen Davis.



radically or dramatically. They love its understated appearance; they say, 'Don't change it. Just make it better.'

The 2013 Range Rover does offer dramatic changes underneath its styling, a reflection of regulatory and market challenges now and in the future. Simon reflected that "weight was a key area to address. If you make headway on weight, some of the other challenges—such as overall performance, handling, fuel economy—fall into line. Tackling its overall weight made our engineers look into different structural designs and components, such as the subframes and the suspension pieces. We wanted it to be more lithe and we wanted to continue refining the on-road capability, without diminishing its off-road prowess.

"The aluminum monocoque is extremely strong and very safe. Current US roof crush test standards call for the vehicle to withstand three times its gross vehicle weight without passenger compartment intrusion; our new structure exceeds the standard by a significant margin. We also use aluminum throughout the body panels and aluminum castings fabricated into the structure. Our manufacturing also involves the use of high tech adhesives and airplane-type riveting. Virtual test technologies demonstrate that the Range Rover body shell carries weight for strength where it needs it. In fact, the stripped body shell for the Range Rover is 66 pounds lighter than a stripped Range Rover Evoque body shell and just a bit heavier than a MINI Countryman."

Back in the 1990s, Range Rover offered a model called "The Hunter", which featured cloth seats, rubber mats, dog screens and



other touches for the enthusiast who wanted a less-luxurious but equally capable Range Rover Classic. I asked Simon if we might see a similar Range Rover model in the future. He remembered the model well, but noted, "The reality was that it wasn't very popular; we sold only a small number. We learned that the new Range Rover customer preferred a more luxuriously equipped interior and as such demand for 'The Hunter' was fairly limited."

Land Rover enthusiasts continue to wonder when they'll see the terrific diesel engines in North America.

Simon agrees that the current Land Rover diesel technology is spectacular, noting, "The diesel hybrid V-6 can achieve 45 mpg [UK gallons]." He said, "At a relatively low sales level our competitors demonstrate that diesels can be popular and we continue to pay attention." One positive step for the future is that the "EU and US diesel compliance standards should merge together and that will help everyone." Simon also noted that Land



Rover has to meet a host of US emissions and mileage standards and that the "dramatic changes in the new Range Rover will help us more forward to meet EPA standards." The strong sales volume and customer loyalty would signal that current owners appreciate the current V-8 engines in the North American models.

So what relationship does Land Rover North America want to have with Range Rover enthusiasts? Simon said, "That's a great question. For me Range Rover has to be as open and inclusive as a manufacturer as possible.

We want to have a presence and a voice with enthusiasts. We're all quite Rover nuts at heart; we're more connected to the enthusiast than it might appear from the outside looking in."

Land Rover continues to produce brilliant models; the 2013 Range Rover exemplifies their extraordinary engineering and attention to its multiple capabilities. As enthusiasts, we benefit from the success of the company. With the L322 model now a decade old we'll see them on the trails, at events, and in enthusiasts' driveways more often. Simon Turner enjoys the connection, "I encourage readers to be engaged with Land Rover, to follow us and express their views. We invite feedback from new customers and long-time enthusiasts alike," he said. It's very encouraging to see a Land Rover enthusiast like Simon at the helm of Range Rover in the US—even if he did not take me up on my offer for a 6-month road test of a new Range Rover. ■■

*Above: New 5.0L V8 Supercharged petrol engine. Maximum power: 375 kW (510 PS) / 6,000-6,500 rpm. Maximum torque: 625 Nm / 2,500-5,500 rpm.*





# Saw Safety for Land Rover Owners **PART III**

## Solihull Felling System

By Calef Letorney

**W**ith legendary go-anywhere ability, Land Rovers can easily haul firewood and skid logs. Add some recovery gear and a little know-how and your Land Rover serves as more than just a handsome wheelbarrow—it's your ace in the hole for felling difficult trees. With your Rover you can safely land almost every (unobstructed) tree anywhere you want, regardless of the tree's lean. Lofty claims indeed, so let's discuss how we get there.

To spite you, the tree you plan on felling wants to fall everywhere inconvenient, expensive and dangerous—onto the trail, your house, power lines or worse, your formidable lot of immobile “project” Land Rovers. Your mission, should you choose to accept it, is to avoid bodily and property damage by landing the tree in just the right place.

Before you start your saw, take a step back and look up. All tree felling must start this way—looking up and studying the tree for

hazards. Is the tree intertwined or otherwise hung up on trees or objects? Are vines tying it to other trees? Do you see dead limbs that could fall while cutting? Look twice as falling wood is the leading cause of chainsaw deaths.

Once you have decided the tree is safe to cut, pick where you want the tree to fall. If no viable target presents itself, reconsider calling the pros in. To avoid confusion, once you have acquired a target pick a landmark or jab a stick into the ground to mark your target.

Now that you know where you want the tree to fall, we use the “Adjusted Gun” technique to find the aim point. That's right, your aim point and your target point are rarely the same place. The theory of the Adjusted Gun technique is that for every foot of side lean away from your target you aim the opposite direction a foot. To find your aim point, you must calculate the tree's side lean. Start by standing at your target, guesstimate the middle of the tree near the top of the

[Calef Letorney continues his family's commitment to Land Rover through his work at Rovers North and the role of Land Rovers in his life. This is Part III of his articles on chainsaw safety –ed.]



"Adjusted Gun Technique" (video by Eric Frei).

crown (which may not be the trunk) and draw an imaginary line straight down. It can be helpful to hold a plum bob. From this line, guesstimate the distance back to the center of the tree at the height where you will be cutting. This distance equals your side lean. Set your aim point to the opposite side of the target point by distance of your lean.

Jab a second stick into the ground at your aim point. (To see a hands on model of why this works, watch the video above or go to YouTube.com and search "Adjusted Gun Technique" and watch the video by Eric Frei.)

With side lean accounted for, gauge the forward or back lean by observing the tree while standing back 90° from the target. Forward lean is easy, but back lean poses a serious challenge. Back-leaners necessitate complicated cutting techniques to avoid pinching the saw, then once your fancy cuts have been made you need to do lots and lots of banging wedges with an axe to lift the tree and push it in your desired felling direction. Or, you could just pull it over with our Land Rover: enter the "Solihull Felling System" or SFS.

The SFS uses the power of your Land Rover to pull the tree over, thus eliminating the need for complicated cuts and wedges, creating a much larger margin of error. The SFS can also be used with the fancy cuts and wedges, sort of a belt and suspenders approach to making sure you don't get caught with your pants down. The SFS requires nothing more than the standard recovery equipment you likely already have in the back of your truck—tree strap, shackles, snatch block and a winch extension line. (While this technique presumes using a winch, it can also be accomplished using a recovery rope, low range and some fancy clutch work.)

Let's start with the obvious, yet occasionally overlooked, order of operations: set your winch rigging before you start cutting, not after. That sounds obvious but you will be surprised how easy it is to realize you need the SFS only after the tree has been compromised. Don't wait; when in doubt just go ahead and rig the SFS before you start cutting. Trust me, it's a whole lot scarier (and clearly very dangerous) to rig a tree hanging by a few fibers. Been there, done that and I don't care to repeat it!

There are two basic plans for rigging: straight pull and using a snatch block. The straight pull is an old standby and takes less time to set up. If you go this route, I strongly recommend parking your truck back twice the height of the tree because trees can be deceptively tall and have a tendency to "splash". If you do not have enough winch line or cannot position yourself for a straight pull then you should set a snatch block. Be aware that your Rover might now



Right: The Solihull Felling System rigged before cutting.

### Safety first!

**Warning:** Chainsaws are extremely dangerous and can result in serious injury or death. This article is not a substitute for professional hands-on training. Every tree-felling situation provides unique challenges (including behaviors of different tree species, rotten wood, etc.), which are not discussed in this article. The author and Rovers North are not responsible or liable for the quality of information provided. When in doubt, consult a professional and/or your chainsaw owners' manual.



# Saw Safety for Land Rover Owners PART III

## Solihull Felling System



(likely) be parked in the danger zone, especially if your chainsaw work goes poorly. To minimize this risk, locate your Rover opposite any side lean.

Regardless of your rigging plan, the goal is to set the rope reasonably high and pull straight at your aim point, not your target. In practice this often proves tricky as we utilize the pulling location and snatch block anchors available. Don't fret if your pull is not straight, as the pull acts solely to overcome the back lean. The aim is 100% determined by your face cut and hinge (the wood left between your face notch and back cut) unless you pull so hard to the side that you break your hinge (which is actually incredibly hard to do if your sawing is done halfway decent). With big trees, anchor your vehicle if there is any chance of the tree dragging your vehicle.






"How to cut down a tree safely" (video by Progressive Farmer).

After completing the rigging, tension the line so you see the tree start to bow a bit in the desired felling direction. This will prevent the tree from settling back onto your saw as you are cutting. With the tree supported by the winch line, you may proceed with the cutting.

What happens next varies wildly depending on tree diameter and personal preference. Utilize the cutting plan you are most comfortable with. Remember, a simple technique (such as the one explained in your chainsaw's owners' manual) done properly proves far safer and more effective than an advanced technique done poorly.

(Most "How to cut down a tree" videos on the internet feature an ignoramus demonstrating unsafe techniques. One of the few good videos can be seen above or by going to Youtube, searching "Cut a tree down safely" and watching the film by "Progressive Farmer".)

If you had a forward leaning tree, after your final cut the tree crashes to the ground while you retreat to safety. With a back leaner, you should still retreat to safety, but the tree remains standing, supported by your winch line. All that is left to do is to pull the tree over using the winch. Once you have winched the tree past vertical it will behave like a forward leaning tree and come crashing to the ground under its own weight.

With our tree safely on the ground, you can take pride in your new-found skills in chainsaw safety. If you missed the preceding articles in this series, remember you can find them on the Rovers North website. //

Photos: Zack Griswold

Photo upper left: Performing a plung cut to sever all fibers except hinge and trigger.  
Lower left: Final cut snipping the trigger.

### Amsoil Saber Pro 100:1 Pre-Mix

This highly concentrated "smokeless" 2-stroke pre-mix oil is specifically formulated to run a 100:1 mix ratio in motors designed for 50:1. We run it in our chainsaws, weed-wackers and dirt bikes because burning 1/2 as much oil means more power and dramatically less emissions. Engine techs agree, motors that run Saber Pro are cleaner and need less maintenance. Best of all, because you burn less of it, Saber Pro is actually cheaper than most other quality 2-stroke oil. Richer mixtures can be run as desired. For pre-mix applications only.



AMSOIL SABER 100:1 2-CYCLE OIL 1.5 OZ **ATPPK \$ 1.55**  
AMSOIL SABER 100:1 2-CYCLE OIL 8 OZ **ATPBC \$ 4.55**

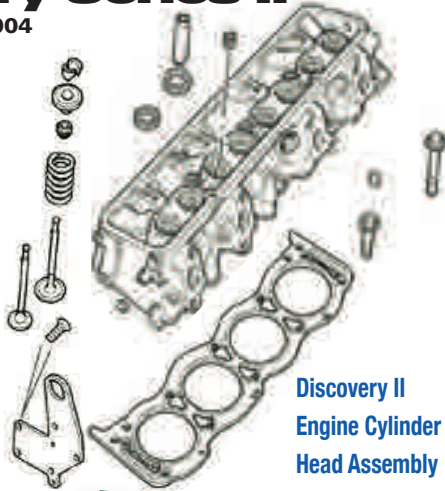




# Changing Head Gaskets on a Land Rover Discovery Series II

Discovery II 1999-2004

[Jeff White and Shirley Warren operate J White's Automotive, Framingham, MA, a Land Rover specialist shop. Craig Fitzgerald is a former editor at Hemmings and a Land Rover enthusiast. —ed.]



Discovery II Engine Cylinder Head Assembly

### Required Parts:

Head Gasket Kit, Genuine .....	RNM083	\$ 499.95
Head Gasket Kit, ProLine .....	PLM083	\$ 98.90
Head Gasket Kit, Premium ProLine .....	PLM083A	\$ 199.00
Head Bolt Kit, Genuine.....	RNK0134	\$ 95.00
Head Bolt Kit, ProLine .....	PLK0134	\$ 39.00
Upper Intake Manifold Gasket, Genuine.....	RND308	\$ 59.95
Upper Intake Manifold Gasket, ProLine .....	PLD308	\$ 18.50
Heater Pipe O-Ring, Genuine.....	RND354	\$ 1.95
Discovery II Workshop Manual.....	RNN219	\$ 128.90

### Suggested Replacement Parts:

Thermostat, Discovery II, Genuine .....	RND564	\$ 39.91
Thermostat, Discovery II, ProLine .....	PLD564	\$ 23.50
Drive Belt, Discovery II w/o ACE, with Air Conditioning, 1999-'02.....	RNH145	\$ 41.98
Drive Belt, Discovery II with ACE, with Air Conditioning, 1999-'02.....	RNH147	\$ 41.98
Spark plugs, Double Platinum, Genuine.....	RNI034	\$ 13.65
Oil filter Kit, Discovery II .....	RNK9302	\$ 19.95

## Disassembly: figures 1-8

Park the Discovery II on a solid, level surface. Engage the parking brake. Start by disconnecting the negative battery terminal (prior to battery disconnection it is advisable to note your radio code, often it will need to be reset) and then draining the engine oil and the coolant into safe containers for proper recycling. The radiator shroud and cooling fan should be removed. If you want to protect your radiator, a piece of plywood can be temporarily place between the radiator and the engine area.

**Step 1:** Remove the upper intake plenum by first disconnecting the throttle linkage, vacuum lines and throttle body de-icer plate coolant hoses. Then, using a 10mm hex socket with eight-inch extension or suitably comfortable extension, remove the upper intake plenum.

**Step 2:** Next remove the valve covers, plug wires and spark plugs, as well as the bolt securing the engine harness, located on the rear of the right cylinder head. Remove the auxiliary belt tensioner, the alternator and the alternator-mounting bracket (fig 3,4).

**Step 3:** Remove the eight bolts securing each exhaust manifold to each cylinder head with a 12 mm 12 point 3/8th drive socket, remove and discard the exhaust manifold gaskets and move the manifold to the side (see fig 5).

**Step 4:** Remove the four bolts securing the rocker shaft to the head, with a 14 mm 3/8 socket with a comfortable extension and remove the rocker shaft. \*Remove the pushrods, taking care to store the pushrods in the proper order. You can use a cardboard box with holes punched in it to store the pushrods in the order in which they were removed. \*Mark your rocker shafts front and rear orientation as well as left and right (fig 6).

**Step 5:** Remove the 10 bolts holding each cylinder head to the block with a 5/8" 1/2 drive socket. Be sure to have a copy of the Workshop Manual handy, because the bolts have to be removed in a specific order. The bolts need to be discarded. Resist the temptation to use the bolts again. Remove the cylinder head and carefully support both ends of the cylinder head on two blocks of wood. Remove each head gasket and discard them (fig 7, 8).


### Suggested Tools:

White nail polish or a marking pen.  
Plywood to place in front of radiator (Helps to protect the radiator).

By Jeff White, Shirley Warren and Craig Fitzgerald

### Required Tools:

Socket wrench  
Metric Sockets  
Brake parts cleaner  
Penetrating lubricant  
Plastic gasket scraper  
Gasket removal spray  
Torque wrench (Be sure to have your torque wrench calibrated annually)



**H**ead gaskets are a seal between the cylinder heads and engine block.

Coolant leaks should never be ignored as they can lead to major engine block and sleeve damage. If the cause of coolant leaks is your head gaskets, repair should be done immediately. There are a few things you can do, to help avoid having to change your head gaskets.

- Checking your coolant level weekly can help to ensure no leaks have occurred and fluid levels meet minimum specifications.
- Be observant, use your senses. Sweet smells that weren't always there, can be a sign of a coolant leak.
- Look at your most used parking spots for signs of leaks.

If you do have to change your head gaskets, after the repair is completed, it would be wise to check your coolant levels every day as air can get trapped in the system. Once the air is purged, more coolant may need to be added.

Head gasket issues typically reveal themselves in a few different scenarios: an excess amount of white vapor from the exhaust, a milky substance in the crankcase, or engine overheating that isn't traced to the thermostat, radiator or water pump. Replacing head gaskets is time-consuming on a Discovery Series II, mostly because you have to execute the procedure twice on V8 engines, for the right and left cylinder heads, but it's a fairly straightforward procedure.

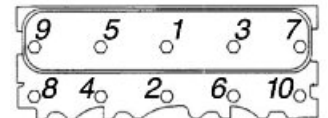
## Reassembly: figures 9-17

**Step 1:** Using gasket removal spray and a plastic blade gasket removal tool, carefully remove any remaining gasket material from the block. Carefully check the cylinder head and block faces for warping with a metal straight edge and feeler gauge. Do not expect to see warpage with your eyes. After cleaning the bottom of the cylinder head, place your straight edge across the bottom surface in various locations, continually probing the bottom of the straight edge with the feeler gauge. If the head is out of specification, be sure to have it resurfaced. Remove any gasket material from the cylinder head, and make sure that the bolt holes in the block are clean and dry. The maximum amount of warpage should be less than .05 mm. We recommend you always have your cylinder heads resurfaced. Your local automotive machine shop will be very familiar with Land Rover style cylinder heads. Request they degrease, resurface, reseat your valves and install new stem seals (see fig 9).

**Step 2:** Cylinder head gaskets on the Discovery Series II should be fitted dry with no adhesives whatsoever. Carefully install the cylinder head gaskets. Each gasket has the note "TOP", which should be face up and toward the top of the block (fig 10).

**Step 3:** Reinstall the cylinder head on the locating dowels. Using 5/30 or equivalent oil, lightly lubricate the new head bolts before reinstalling them in the bolt holes. Reference the Workshop Manual, which provides a key for the sequence in which to tighten the cylinder head bolts. The bolts should initially each be tightened to 20Nm (15-lb.ft.). Then, mark each bolt at the 12 o'clock position with white nail polish, or some kind of marking pen bright enough to see. Each bolt should then be tightened a quarter turn in the proper sequence, and then allowed to rest.

Finally, each bolt should then be tightened another quarter turn, so that the indications you marked at 12 o'clock are finally at six o'clock (fig 11, 12).



Tightening Sequence.

**Step 4:** As you reinstall each pushrod in the same order in which they were removed, clean each pushrod and lubricate both ends with engine oil. Clean the bases of the rocker pillars and the corresponding mating surfaces and clean all the contact surfaces of the valves and rockers, then lubricate those surfaces with engine oil. Reinstall the rocker shaft assembly and engage the pushrods. Reinstall the rocker shaft bolts and progressively tighten the bolts to 40Nm (30-lb.ft.).

**Step 5:** Reattach each exhaust manifold, using new exhaust manifold gaskets. Refer to the Workshop Manual for the proper tightening sequence, and tighten each exhaust manifold bolt to 55Nm (40-lb.ft.). Reinstall the engine wiring harness bolt on the right cylinder head and tighten to 22Nm (16-lb.ft.). Reinstall the spark plugs, and connect the spark plug leads in the proper order. Reinstall the intake manifold, using a new intake manifold gasket.

[For more information on J. White's Automotive see [www.jwhitesautomotive.com](http://www.jwhitesautomotive.com)]



### Safety first!

- Ensure the vehicle is securely chocked on level ground before working underneath.
- Be sure to wear safety glasses or eye protection.
- Make sure to double check all bolts for proper torque.



Fig 1 – A piece of plywood protecting the radiator.



Fig 2 – Upper intake plenum removal.



Fig 3 – Valve cover removal.



Fig 4 – Alternator removal.



Fig 5 – Top row of eight exhaust manifold bolts.



Fig 6 – Remove four bolts securing rocker shaft.



Fig 7 – Head bolt removal with 5/8th socket.



Fig 8 – Removal of the cylinder head. Use care to avoid accidental nicks on the aluminum mating surfaces.



Fig 9 – Cylinder block prior to cleaning.



Fig 10 – Exercise care placing cylinder head and head gasket onto engine block.



Fig 11 – Cylinder head seated using locater dowels.



Fig 12 – Installation of new lightly oiled cylinder head bolt.



Fig 13 – Application of clear RTV silicone sealant to cylinder head to engine block corner.



Fig 14 – Rubber end seal placement.

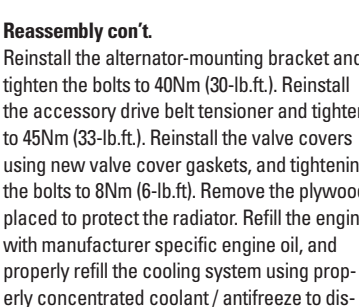


Fig 15 – Installation of the intake gasket.




Fig 16 – Reinstall the lower intake manifold.



Fig 17 – Jeff White tightens the valve cover bolts.

### Reassembly con't.

Reinstall the alternator-mounting bracket and tighten the bolts to 40Nm (30-lb.ft.). Reinstall the accessory drive belt tensioner and tighten to 45Nm (33-lb.ft.). Reinstall the valve covers using new valve cover gaskets, and tightening the bolts to 8Nm (6-lb.ft.). Remove the plywood placed to protect the radiator. Refill the engine with manufacturer specific engine oil, and properly refill the cooling system using properly concentrated coolant / antifreeze to distilled water ratio of 50:50 (fig 13-17). 

# Santa, Baby

*[Jenn Swan, Yardley, PA, graduated from Penn State this year and is a teacher in Warrington, PA. She grew up in a Land Rover family and believes her LR3 has been "nice, not naughty" this year -ed.]*



*Photos opposite page, top to bottom: Jenn Swan relaxing on Martha's Vineyard; J.D. Costantini and Jenn Swan at the 2013 Range Rover unveiling; Jenn's 2008 LR3 "Batmobile". Background: 2008 LR3 in the snow, photo: Land Rover.*

By Jenn Swan



I've been raised as a car girl. As an only child my dad passed along the genes to love cars and the DNA for the Green Oval. I found myself taken to car shows, off-road events and auto dealerships; combined with my family's choice of vehicles, I became a car enthusiast. This really happened because my family always had a Land Rover.

When I became a sophomore in college, I found myself in a fabulous situation. My dad offered to trade in my once-new Jeep Grand Wagoneer and get me a 2008 LR3. I couldn't wait for the change. The Jeep featured sluggish performance, an awkward driving position and numerous blind spots in traffic. For a big car it has surprisingly little interior room. My Jeep insisted upon telling me, electronically, that I had a flat tire every morning, or that my tire pressures had fallen to dangerously low levels. It threw my OCD into overdrive. Worse yet, I had quickly tired of its red color; the LR3's black suited me perfectly. With the constant back and forth travels to college, my parents wanted me to be safe... as well as to be able to possibly move myself in and out of college. That's where my big old "Batmobile" came into play. Some friends don't understand why I've named my Rover "The Batmobile". It hardly fits in a cave, it doesn't have doors that swoop up to the sky, and no, it does not have Christian Bale as my driver (sigh!). My Batmobile does get me anywhere in perfect safety and I feel as though it watches out for me. As my dad is what you would call a bit "overprotective," anything that keeps his little girl safe is right up his alley.

When my parents got me this car I thought, "Holy Heck, this is a lot of car to drive." Some people would even look at me pull up next to them on the street to parallel park and laugh, probably thinking a small, young woman like me could never do it. Proving people wrong is so much fun!! I drive my car like it's a Prius. It's the perfect amount of space and yes, I can parallel park my car like no one's business.

I quickly realized how the LR3 differed from my Jeep. My new Rover had a luxurious ride. No longer did I have to brace myself and scrunch up my face, scared when pounding over bumps. My LR3 just glided over the roads like a skater on fresh ice. Everything from how the seat wrapped perfectly around my body, to the airy view in my Rover seemed perfect. Best of all it could fit an entire mattress in the back! It officially was now my baby.

My car has already created memories for me that will last a lifetime: from throwing 10 of my friends in the car



# Santa, Baby

to go drive to a tailgate or friend's house, to packing up memories from Penn State and driving away one final time from State College, all my IKEA furniture tucked in place in my car. Just as happily my boyfriend, J.D. Constantini, loves it too. My LR3 has witnessed secrets, seen laughs, tears and many more things that no one else will ever see. It has whisked me on 9-hour drives to Martha's Vineyard and passed dead bears on the side of Pennsylvania's rural roads. It's seen the good, the bad and certainly the ugly.

One moment stands out when I think of how my Rover has cosseted me. My annual ride up to Penn State in the fall, featuring the changing colors illuminating the trees, was spectacular. Beginning my junior year of college, I returned knowing that Biffy, my 15-year-old cocker spaniel, had serious health issues—she was deaf, slow and going blind. Biffy served as my sibling, something only dog lovers might understand. Biffy and I grew up together and she seemed present for every moment in my life. That particular fall I went back to school kissing and hugging Biffy goodbye, telling her she better make it until I get home again. A few days later, on September 7th, I received the awful phone call that Biffy had died. I faced a 4-hour, 200 mile drive, but as soon as I got the news, I packed up my things, sent my professors emails and hopped in The Batmobile to head home. I needed to be with my parents, where my mind and heart resided at that moment.


As soon as I entered my car and turned on the music, I lost it. I cried hysterically my whole way home, weeping, wailing and whining. People driving around me probably thought I was a nut (they were right). I had lost someone who was like a family member. Regardless of the weather my LR3 gave me the ability to take me home. It sheltered me at a time when I was vulnerable. I saw the beauty of the leaves changing and the colors passing by. I knew that while I might have been alone in my car, Biffy's spirit kept me company and helped me enjoy the beauty that surrounded me.

Now that I'm an elementary school teacher I must pay my own expenses on a public school salary. So I ask myself, as well as my dad, will I be able to keep a Land Rover in my life? Thankfully, my parents had only one child, me, and love only one marque—one of the many reasons why I love them! Barring unforeseen changes, I know that I will be able to keep a Land Rover in my life.

No one needs to remind me of my good fortune to be 22 and owning a Land Rover. Knock on wood, I pray that my good fortune will continue and Land Rover ownership will be something I can pass onto my own kids. My parents provided me a beautiful life of amazing vacations, a roof over my head, The Batmobile (without Christian Bale—bummer!) and the opportunity for success. The LR3 became the perfect accessory for my life. I've confronted bad situations, such as family health issues; I have turned to my LR3 in many situations that required an escape. Hopping in my car, turning on my favorite station and blasting some music provides the best therapy in the world. Although my Land Rover has served me well in so many situations, sit-

ting alone in my car, blasting the music and singing at the top of my lungs, has given me the greatest solace. This might baffle my friends since whenever I have them in the car the music volume is always low. My friends think it's because of my OCD, but truly I like to be with them and hear what they have to say.

Will I ever own anything besides a Land Rover or Range Rover? If I have my choice, no. There is nothing else like these cars. They are built with safety in mind, comfort at hand and elegance at heart. My LR3 has seen me at my best and at my worst. I guess I could call it my boyfriend (except my real boyfriend might disagree on that). My LR3 is part of the family; it will always have a special place in my heart.

With the holidays quickly approaching I have, of course, compiled a "list" for Santa. 

*Dear Santa,*

*I have been very good to my Land Rover this year. This year for Christmas I would love to have a built-in navigation system; my LR3 did not come with one. I also hope you can find me a kit for Xenon headlights. Failing that, I would certainly be pleased with an LR4! I promise to use these gifts only for good.*

*Looking forward to a Merry Christmas,*

*Jenn*



HE WHO LOVES AN OLD HOUSE  
 WILL NEVER LOVE IN VAIN –  
 FOR HOW CAN ANY OLD HOUSE  
 USED TO SUN AND RAIN,  
 TO LILAC AND TO LARKSPUR,  
 TO ARCHING TREES ABOVE,  
 FAIL TO GIVE ITS ANSWER  
 TO THE HEART THAT GIVES ITS LOVE?

By Rory Swan

Before 1776, someone painted the lines above on a wall panel in a house near Concord, MA. When Julie, my wife, and I got married, my parents gave us a placard with this poem—a worn and weathered one hung in the Civil War-era home that provided the locale for our wedding.

The same ethos of love and preservation of old homes informs and guides my love of the Land Rover. It’s a tenet I have passed along to our daughter.

We entered the Land Rover community through a ‘95 Range Rover County LWB; my wife Julie drives an ‘08 Range Rover HSE and I enjoy my ‘04 Range Rover HSE. I had a penultimate enthusiast moment recently when I found myself the object of a horn-blower behind me on a highway; as the Range Rover Evoque passed me the driver gave me a big “thumbs up.”

This past year I became determined to add a Defender 90 to our Land Rover family. Jorge Figueroa, the General Manager of Land Rover Princeton, knew of a customer ready to sell his low mileage ‘95 Defender. Jorge could sense my obsession; before he would sell me the Rover he said, “Cars can make friendships or break friendships, and I didn’t want to jeopardize ours. You’re used to more modern cars. Defenders can be like ice cream; they can melt when sitting in the sun.” This AA Yellow 90 had sat for some time and various seals and rubber parts would require replacement. “They’re not like modern cars,” he said. “They require regular maintenance so they don’t disappoint you or frustrate you.” Message delivered and accepted.

We shook hands and Land Rover Princeton’s master mechanic, Kevin Kiggins, went to work. He replaced seals, installed a new radiator, changed all the fluids, checked over all the systems, even loosened



Above: Land Rover owner and enthusiasts Rory and Julie Swan with their Defender 90 NAS and Range Rovers.

and re-installed the frame’s center crossmember in case of future need. Rovers North supplied many of the parts for this refurbishment.

While undergoing this major servicing the dealership fielded several phone calls to the dealership asking if it was for sale. The Defender still wears a “Land Rover Princeton” license plate frame; Jorge Figueroa told me other clients have seen the Defender and asked, “Do you have another one for sale?”

My big surprise came after a long week of work, still itching to get the Defender home. Unbeknownst to me Jorge, Julie and our daughter Jenn had conspired to deliver the car to my house that very weekend. At a pre-arranged time, Julie and Jenn had me step outside just as Jorge drove it around the corner and into our driveway. The absolute joy I have in driving my Defender simply feels indescribable.

I tend to hold on to our Land Rovers much longer than others might; friends repeatedly ask when we are going to sell and get the new model year—with the potential buyer being, themselves. They have grudgingly learned to live with disappointment. Our Rovers do what they are supposed to do—they protect our family, they provide a fabulous driving experience, and they have never failed to do what they are designed to do in inclement weather. I know them, I take care of them like our old house; they know and take care of our family. ■■

# Behind the Steering Wheel

By Jeffrey Aronson

**S**canning the Land Rover event calendar last September I found myself with two options for the same weekend: I could accept a generous invitation to attend a special dinner and presentation of the 2013 Range Rover in Pennsylvania, or I could travel to Vermont for the 22nd British Invasion weekend in Stowe. The Range Rover preview, held at a luxurious locale, promised a menu of “oven poached halibut



2013 Range Rover unveiling, Rory & Julie Swan residence in PA.

with a lemon-butter vinaigrette and twice cooked fennel with fine herbed couscous;” the likely menu at Stowe would be burgers and beer.

For nostalgic reasons, the British Invasion lured me into attendance. Each year 40-50 Land Rovers attend amidst the 500+ other British cars. This year also marks the 50th anniversary of some significant British cars: the Triumph Spitfire, MGB, Lotus Elan and AC Cobra. It’s also the Golden Jubilee of the Ford Cortina, MG 1100/Austin America and the 25th anniversary of the ill-fated Rover-based Sterling.

Proving that “pride goeth before the fall” I felt quite chuffed by all the maintenance work I’d done on the QE 1; the drive would be



joyful, I insisted to myself. The car idled nicely thanks to an ignition tune-up and Weber carburetor adjustment and pulled rather smartly. I even removed the bag of fix-a-car magic elixirs I always carry. “Who would need them,” I wondered dismissively. “After all, I tuned the car up myself.” I felt so confident that I concentrated my attention on replacing the rivnuts [“Klik Poly-Nuts” at Carquest] that help secure the Land Rover escutcheon to the front grill, then washing and

waxing the car with Waxoyl products. It gleamed nicely and I beamed in its reflective glory.

The weather looked promising as I boarded the ferry to begin the 240 mile trip. As is often the case in rural parts of the country, you can drive for hours and hundreds of miles without spotting another Land Rover. About 30 miles from Stowe, in West Danville, I stepped out of a rest stop and waved madly at three Land Rovers turning onto Route 15 for the final leg of the trip. I jumped into the QE 1 and took off in pursuit; a short distance later, I found John Vallerand, Greene, ME, Mike Capozza, Portland, ME and Vince Vallerand, Auburn, ME, all with families waiting for me on the side of the road. The three Series Rovers and the Discovery 1 made for a powerful convoy heading onto Stowe’s main street.

I arrived in time to register on site. The organizers attracted a wide range of automotive parts and regalia vendors housed under circus tents surrounding the large field. They also managed to skirt some unpromising weather and promised a fine show. Dinner that night with CT enthusiast Kevin Murphy and Rovers North’s Arthur Patsouris just added to the promise of the weekend.

The next morning the QE 1 would not idle; it stalled out every time I let up on the throttle. Settling into my spot on the field in the middle of a host of Series Rovers, I began the all-too-familiar disassembly. Off came the cover of the carb bowl so I could examine the bowl’s fuel level [plenty] and search for crud [very little]. I removed the two idle jets and found that in my hubris, I’d brought only a can of brake cleaner. A search around me uncovered that Rover owners could only offer beer, coffee or water as cleaning fluids, so I sprayed brake cleaner through every jet and every orifice. I put it all back together, started the car and found it still refused to idle.

Nothing attracts a crowd at a Land Rover event than the opportunity to work on someone else’s Rover. While John and Mike consulted, Kris Heikkila, Mason, NH and Dan Foley, Milton, VT, took turns assisting me. Suddenly, the waters parted and Mark Letorney stepped up to the QE 1. It’s like you’re having chest pains and the surgeon who performed the first heart transplant swings by to see what’s up. Now the crowd grew bigger as Mark performed the delicate surgery. He worked methodically [unlike me], thoughtfully [unlike me] and precisely [unlike me], modeling for everyone present the proper techniques and approaches to a Series Rover. John, Mike and Mark snaked



2012 British Invasion, Stowe, Vermont.

some wire through orifices in an effort to find the blockage. With everything back together, the QE I responded by refusing to idle—a sort of “Sod you,” like The Sex Pistols singing “God Save the Queen”. After delivering last rites on the carburetor Mark offered to drive me to Rovers North to get a new Weber; Barry Enis and Dermot Harvey provided the return to Stowe. I installed the new Weber in the motel parking lot on Sunday morning and the Rover purred contentedly.

I enjoyed another trip to the show grounds and started the long drive home. Shortly into the trip I noticed an unusual vibration coming through the throttle pedal and underneath the Rover. It continued unabated throughout the drive and seemed the same whether accelerating or decelerating. Naturally it rained hard for a couple of days afterwards; checking underneath the car had to wait for dry ground. Two days later I gave the rear drive-shaft a careful look and discovered that two of the four bolts holding the prop shaft to the rear flange had disappeared during the trip. See, there’s a reason you shouldn’t reuse nyloc nuts on those bolts; since installing new ones the bolts haven’t loosened at all.

New Year’s Resolution—forget the waxing and concentrate on proper maintenance.

In 1995, Michael Lendvoyi, Vancouver, WA, decided he absolutely, positively needed a Series Land Rover. Although still a student at the University of Wisconsin-Whitewater he took the train from Wisconsin to Stowe, VT, where he had located a Series II-A 88” for sale. He bought it on the spot and took it to Rovers North for an inspection. Together they agreed that working brakes and a frame without large holes would be nice; Michael waited a couple of extra days and started on his 1,200 mile drive home.

What stands out here is that Michael (now a Discovery owner) knew next to nothing about Land Rovers prior to his departure. He left Rovers North with the home phone of a few staff technicians. In a Rovers North News article he wrote that when a green lamp lit up on the dashboard he called one to ask what that meant. He was instructed to add oil. A few minutes later he called back to inquire, “Where do you put in the oil?” Other than a failed windshield wiper, forcing operation by hand, the car ran flawlessly. With this adventure behind him Michael remains a confirmed Land Rover enthusiast.

Like Bobby and Rebekah Sanderlin’s story in the last issue of Rovers Magazine these Land Rover owners just did what their hearts told them to do, and as a result, they enjoyed a richer and fuller experience through their Land Rovers. This brings me to the remarkable travels of Ian Yanagisawa, Houston, TX. Last June, Ian found himself laid off from his position as an Environmental Engineer. Most of us would immediately search for another position, maybe hunker down and grimly face an uncertain future. Not Ian—he took the opportunity to do something special.

Back in 1981, Ian’s mother Fern bought herself a 1981 Delorean. She proceeded to drive it daily and logged 164,000 miles on it.



Mark Letorney working his magic.


When she reached an age at which she thought she should no longer drive, she gave it to Ian. Jump ahead to June 2012, and Ian decides now is the perfect time for a “Have Delorean Will Travel” road trip.

Prior to departure, he swapped out the fuel injection system for a more contemporary one and went through the hydraulics and electrics to make certain they would prove reliable for the journey. He replaced the steering rack, installed LED lights and halogen headlights. As he lived in Texas, he got the air conditioning system working with

new refrigerant. And, of course, since it’s a Delorean, he had to install a “flux capacitor”.

I met up with Ian and his friend, Lisa Schreiner, when they traveled through Maine camping and enjoying the fall foliage. Ian said, “I’m interested in how others are faring in today’s world. My layoff left a bitter taste in my mouth, but I wanted to know about the prevailing attitudes of others. My brother thought I was nuts to make this trip, but the people I’ve met have been very friendly.”

Ian’s road trip of discovery and exploration has taken him to the four corners of the United States, visiting natural and man-made wonders that have expanded his world and brought him great satisfaction. Along the way he’s met some remarkable people eager to hear of his travels and share their section of the country with him. As Bobby and Rebekah Sanderlin demonstrated in their Maine-South Carolina trip, enthusiasts always stand ready to help another enthusiast. Ian’s doing what every Land Rover enthusiast really desires—he’s getting behind the steering wheel and driving.

Now there’s the perfect holiday gift—a road trip! 

[To follow Ian’s road trip follow him on [www.havedelorianwilltravel.com/](http://www.havedelorianwilltravel.com/)]



Ian Yanagisawa’s Delorean.



# Softly and Slowly



By Bill Burke

*[Bill Burke, Grand Junction, CO, one of the foremost off-road instructors in North America, offers this advice on proper use of recovery ropes and straps –ed.]*

**A**ll too often people get stuck, grab a recovery rope, hook it up and “give ‘er hell”! I cringe when I see this because recovery proves especially dangerous when done without thinking. Slow down and avoid a Darwin Award! Here are some equipment considerations in the context of a real world stuck situation.

We got a Range Rover stuck in the sand dunes of Behind the Rocks in Moab. A bit aggressive with the throttle, the driver dug in so deep he couldn’t back down the slope. Before counting the vehicle stuck, we tried all the driving tricks: sawing the wheel [turning the steering wheel side to side], using the lockers, rocking the vehicle a bit—all to naught. So we moved on to the next step, Stuck Assessment.

After securing the vehicle—transmission in neutral, parking brake set and the tires effectively “choked” by the sand—I had the driver exit the vehicle and begin the assessment. A quick 360 degree walk around showed that, sure enough, the Rangie looked stuck. The frame rails rested on the surface and the rear axle housing sat in a hole. With a keen eye on the axle housings dragging in the sand, we estimated the Mire Factor [gross vehicle weight, number of wheels stuck, soil conditions and consistency] to be “1”, since the vehicle could help create momentum through driving traction. The gross vehicle weight of the Range Rover for this trip topped out at 5,850 pounds; thus we estimated that we needed about 6,000 pounds of force to move the Range Rover. With a little shovel work around the rear axle housing we reduced the resistance. Nothing wrong with some shovel work, especially in sand, snow and mud. We guessed that after a couple feet of pulling the Rangie could drive out on its own.

Anytime before we start pulling, we need to consider the equipment we are using. Nylon ropes and straps that are designed for dynamic recovery (often called a Kinetic Energy rope or strap) are great because they reduce the shock of the pull and smooth things out. Before hooking up the recovery equipment let’s make sure we use the correct equipment for the job.

Not all straps and ropes are equal. For example straps/ropes that are designed for towing may have metal hooks attached but they have very low elongation [stretching] and retraction [contracting] factors.

Tow straps and ropes do just that—tow your friend’s Jeep out of trouble. Use these towing items for their intended purpose only.

Typical recovery straps will have an elongation factor of about 15% under the load of rated capacity. Ropes typically have a higher elongation factor, around 30%. The actual elongation varies based on the load applied. For example, a rope with 30,000 pounds and an elongation factor of 30% pulling our 6,000 pound stuck Range Rover should result in a 7% stretch. For adequate strength and safety, you should not exceed 33% of the maximum-rated load. A strap or rope with elongation at this level will absorb strain on the strap itself as well as the rescue Rover and the stuck vehicle.

We always connect the stuck vehicle first so we know where to place the pulling vehicle. Be clear as to where you expect vehicles to end up so you don’t jam them into rocks, trees, or other vehicles. Keep bystanders clear.

Make sure the attachment points mount directly to the frame; inspect them for ruse, distortion, quality hardware and other safety related concerns. Use properly rated screw pin bow shackles to attach the strap/rope to the vehicle. For most Rovers a quality  $\frac{3}{4}$ ” (19mm) shackle with a WLL [working load limit] of 4.75T [9,500 lbs.] is ideal. Generally the OE Land Rover recovery points work fine—however, beware of using the “tie-down” loops used by the auto transport companies. They are actually called “transport” loops and cannot be used safely for recovery.

I stretch the rope out in front of the stuck vehicle so that I have about 7 or 8 feet of slack with the end loop in my hand above my head. I stand where I want the pulling vehicle to back up, exactly as we ascertained during the stuck assessment phase. Before I bend down to connect the rope I notice the rear lights—are the stop lights on? Are the back-up lights OFF? I ask if the driver if the vehicle is in neutral with the foot on the brake pedal. Be careful, as you certainly don’t want to get run over due to a miscommunication. Generally I have the driver tell the person outside the vehicle that the rig is “secure” and they may now make the connection. The outside person will then say, “on hook” or “on rope” so it is clear that the connection has been made.

Before you pull, establish communication between the two drivers: CB radio, hand signal, flashing lights and horns can all be used so long as you agree on the signals beforehand. I like the stuck vehicle to beep the horn once which signals their readiness to move—in gear, foot at the throttle ready, hands on the steering wheel, with the parking brake off. The pulling vehicle will blow the horn once to signal the start of the recovery attempt.

Pull ahead at walking speed! I like first gear low range. If a stuck assessment shows a rock or stump under the rig, then we would want a static pull to avoid vehicle damage by gently dragging the stuck vehicle off the rock.

This sandy example calls for some velocity via a light yank. With a blow of the horn the stuck driver signals “Ready”. A toot from the pulling driver signals action while he slowly pulls forward, applying a load to the rope and continuing to pull. Don’t anticipate the impact and then throttle—drive through it and keep steady momentum. The rope stretches, absorbing the shock load on the vehicles and then the momentum of the pulling vehicle, along with the retraction of the rope, softly yanks the stuck vehicle out of the holes and allows the stuck driver to gently throttle up and drive out. Extractions from thick mud or wet snow might require different techniques.

Keep the pulling vehicle moving until two beeps of the horn signal a stop. The goal is to keep the rope stretched out between the vehicles to avoid running it over. These ropes/straps are very strong and if wrapped around a wheel or axle they will damage the vehicle. Keep moving until you hear the stop signal.

It may take a couple attempts to get the rig to move. You may have to back up and try it again. Have somebody walk the rope back to keep it from under the rigs. Leave about 7-8 feet of slack and establish communications clearly again then apply gentle force to yank the rig out.

To summarize here are my tips:

- Do a quality stuck assessment.
- Do formulate a plan.
- Do know the ratings of the equipment being utilized.
- Do purchase quality equipment to ensure it is safe and reliable.
- Don’t just back up and “give ‘er hell”.
- Don’t expect that excess speed will recover you more effectively.
- Don’t let the pulling vehicle dig in and get stuck also. You want to avoid having to recover two stuck vehicles connected by a taut kinetic energy rope.
- Don’t hold onto the rope while force is applied—yeah, some do this to keep the rope from getting muddy. Really?! //

*[Rovers North has a large assortment of recovery ropes, straps and shackles; view them at [www.roversnorth.com](http://www.roversnorth.com). For more information on Bill Burke’s 4 Wheel Drive America, visit [www.bb4wa.com](http://www.bb4wa.com) –ed.]*



4-Wheel Drive Off-Road Safety Training for industry, government and recreation. Private training available.

Visit [www.bb4wa.com](http://www.bb4wa.com) for dates and locations of our trips, expeditions, adventures and training classes.

Guiding for individuals and groups in your region or ours!

Sign up for our email mailing list  
[www.bb4wa.com/contact/maillinglist.html](http://www.bb4wa.com/contact/maillinglist.html)

## Safety First - Clear Vision on Wet Days with New Wiper Blades!



### Discovery II Wiper Conversion Kit

Backdates to Discovery I wiper arms, caps and blades for ease of replacement.

Wiper Conversion Kit, Genuine **RNK9141 \$ 64.95**

Wiper Conversion Kit, ProLine **PLK9141 \$ 49.95**



## Wiper Blades

<b>Series IIA, III Wiper Blade</b> , 5 mm, ProLine.....	PLD285	\$ 5.95
<b>Series IIA, III Wiper Blade</b> , 7 mm, ProLine.....	PLF238	\$ 8.95
Series IIA, III Wiper Blade, independent wiper w/orig hook arm.....	RNE612	\$ 17.50
Series IIA, III Wiper Arms and Blades Kit.....	PLK819	\$ 24.95
<b>Defender 90, 110</b> , Wiper Blades, Front or Rear, Genuine .....	RNC948	\$ 13.95
Defender 90, 110, Wiper Blades, Front or Rear, ProLine .....	PLC948	\$ 6.90
<b>Discovery I 1994-'99</b> , Front Wiper Blade, Genuine .....	RNW116	\$ 9.40
Discovery I 1994-'99, Front Wiper Blade, ProLine.....	PLW116	\$ 5.99
Discovery I 1994-'99, Front Wiper Blade with spoiler (driver's side), Genuine.....	RNW117	\$ 10.26
Discovery I 1994-'99, Front Winter Blade, Genuine .....	RNH875	\$ 12.90
Discovery I 1994-'99, Rear Wiper Blade, Genuine .....	RNW103	\$ 15.49
Discovery I 1994-'99, Rear Winter Blade, Genuine.....	RNF166	\$ 17.80
Discovery I 1994-'99, Winter Wiper Blade Set of 3, Genuine .....	RNW112	\$ 39.95
<b>Discovery II 1999-'04</b> , Front Wiper Blade, Genuine .....	RNW113	\$ 21.95
Discovery II 1999-'04, Front Wiper Blade, ProLine.....	PLW113	\$ 10.20
Discovery II 1999-'04, Front Winter Blades (Pair), Genuine.....	RNH876	\$ 76.50
Discovery II 1999-'04, Rear Wiper Blade, Genuine.....	RNW100	\$ 14.39
Discovery I 1994-'99, Rear Winter Blade, Genuine.....	RNF166	\$ 17.80
Discovery I 1994-'99, Winter Blade Set of 3, Genuine.....	RNK9142	\$ 85.95
<b>RR Classic 1987-'89</b> , Front or Rear Wiper Blade, ProLine.....	PLW104	\$ 6.95

RR Classic 1990-'95, Front or Rear Wiper Blade, Genuine.....	RNW111	\$ 14.50
RR Classic 1990-'95, Front Winter Blade, Genuine .....	RNH875	\$ 12.90
<b>RR P38A 1995-'02</b> , Front Wiper Blade, Genuine .....	RNW107	\$ 20.95
RR P38A 1995-'02, Front Wiper Blade, ProLine.....	PLW107	\$ 10.95
RR P38A 1995-'02, Front Winter Blade, ProLine.....	PLW107W	\$ 25.15
RR P38A 1995-'02, Rear Wiper Blade, Genuine .....	RNW118	\$ 15.95
RR P38A 1995-'02, Rear Wiper Blade, ProLine.....	PLW118W	\$ 15.70
RR P38A 1995-'02, Headlamp Wiper Blade, Genuine.....	RND223	\$ 16.80
RR P38A 1995-'02, Winter Wiper Blade Set of 3, ProLine.....	PLW109	\$ 59.80
<b>RR L322, 2002-'09</b> , Front Wiper Blade, Genuine .....	RNH780	\$ 24.50
RR L322, 2002-'09, Front Wiper Blade, ProLine .....	PLH780	\$ 12.95
RR L322, 2002-'09, Rear Wiper Blade, Genuine.....	RNJ438	\$ 39.95
RR L322, 2002-'09, Rear Wiper Blade, ProLine .....	PLI126	\$ 12.95
<b>RR Sport, 2005-'09</b> , Front Wiper Blade, Genuine .....	RNH781	\$ 34.95
RR Sport, 2005-'09, Front Wiper Blade, ProLine.....	PLH781	\$ 19.95
RR Sport, 2005-'09, Rear Wiper Blade, Genuine.....	RNI747	\$ 39.89
<b>LR3, 2008-'10</b> , Front Wiper Blade, Genuine .....	RNH781	\$ 34.95
LR3, 2008-'10, Front Wiper Blade, ProLine .....	PLH781	\$ 19.95
LR3, 2008-'10, Rear Wiper Blade, Genuine.....	RNI355	\$ 19.50
<b>LR2, 2008-'10</b> , Front Wiper Blade, Drivers side, Genuine.....	RNI742	\$ 24.90
LR2, 2008-'10, Front Wiper Blade, Passenger side, Genuine.....	RNI743	\$ 27.95
LR2, 2008-'10, Rear Wiper Blade, Genuine.....	RNI744	\$ 17.50

## Land Rover Mud Flaps

### Range Rover Classic

Front or Rear (each) flap only .....RNA652 \$ 24.50

### Discovery I

Front pair with hardware styled w/logo, flexible, Genuine.....RNA648 \$ 69.90

Front pair with hardware, plain, flexible, ProLine.....PLA648 \$ 24.50

RH, Front flap only, flexible.....RNH931 \$ 25.50

LH, Front flap only, flexible.....RNH930 \$ 25.50

Rear pair, w/hardware, flexible, Genuine.....RNA649 \$ 59.95

Rear pair, w/hardware, flexible, ProLine.....PLA649 \$ 24.50

### Range Rover P38A

4.0 / 4.6, Front pair, molded.....RNB301 \$ 169.00

4.0 / 4.6, '95-96, Rear pair, molded.....RNB308 \$ 189.95

4.0 / 4.6, '99-on, Rear pair, molded.....RNB317 \$ 189.95

### Discovery II

RH, flap only (each) Front or Rear, molded.....RND231 \$ 38.50

LH, flap only (each) Front or Rear, molded.....RND232 \$ 38.50

### Series 88, 109 Regular

Rear pair, styled w/logo, flexible.....RNB704 \$ 69.00

Front, without logo, flexible, ProLine.....PLI557 \$ 39.95

### LR2

Front pair with hardware, molded.....RNI687 \$ 99.95

Rear pair with hardware, molded.....RNI688 \$ 99.95

### LR3 up to '09

Front pair with hardware, molded.....RNI691 \$ 99.45

Rear pair with hardware, molded.....RNI692 \$ 99.50



### Defender 90

LH Rear with hardware, flexible (fits RoW Defender 90 only).....RNI682 \$ 47.50

RH Rear with hardware, flexible (fits RoW Defender 90 only).....RNI683 \$ 57.23

### Defender 90, 110

Front pair, with hardware, without logo, flexible.....RNF252 \$ 119.50

LH front with hardware, flexible.....RNI426 \$ 54.89

RH front with hardware, flexible.....RNI684 \$ 58.55

### Defender 110

LH Rear with hardware, flexible.....RNI685 \$ 47.50

RH Rear with hardware, flexible.....RNI686 \$ 47.50

Rear pair, styled w/logo, flexible, with all hardware.....RNK014 \$ 109.22

Rear mudflap, single w/Land Rover oval logo.....RNL313 \$ 49.27



## Rallye 1000 Series Black Magic Kit

Black when off, bright when on!  
75804 \$ 239.00



DLM113



## Work Lamp Kit

Rear Mount Hella Twin Bulb Flood Lamp and Black Painted Stainless Steel Bracket. Fits Series and Defender. **DLM113K \$ 219.95**  
Bracket only **DLM113 \$ 44.50**



## Hella Rallye 500 Black Magic Driving Light Kit

RNA5805 \$ 129.95



## Hella 500 Fog Kit

76210 \$ 84.59

## Hella Work Lamp

H15470001 \$ 59.95



## Hella Twin Blub Work Lamp

90601 \$ 83.74



## Hella 500 Driving Kit

76110 \$ 72.89




## Hella 550 Clear Fog Kit

Hella 550 Fog Kit  
**RNH263 \$ 119.95**  
Clear covers  
**RNC702 \$ 21.95**




90601



90601

## Hella Work Lamp FF

Ultra Beam Close Range 90656 \$ 39.99



## Discovery Bonnet Blackout Kit

Essential for night time off-road driving safety, the Blackout Kit bonnet decal increases visibility by eliminating the glare from roof mounted driving lamps.

Discovery II Blackout Kit.....	PLH622	\$ 79.00
Discovery I Blackout Kit.....	PLH623	\$ 79.00
Land Rover Decal 16" x 8".....	RNF254	\$ 9.95



## Land Rover Genuine Work Lamp Kit

Swivel ball mounting allows 360° beam adjustment. Features a 55 watt halogen bulb assembled in a shatterproof and waterproof case with integral waterproof switch.  
**RNA635 \$ 129.95**



## Low Profile RoofTop Light Bar

Bolts onto roof gutter rails and allows up to four off-road lights to be mounted. (Hella 550 RNH263 shown not included).

Defender **RNA190 \$ 179.95**  
Discovery I **RNA191 \$ 139.00**



TF104



### Defender, Discovery I RR Classic Wheels

**Dakar Alloy Wheel**  
16" x 7", 33mm offset.  
**Fits:** Defender, Discovery I, Range Rover Classic  
Black TF105 \$ 299.00 ea  
Silver TF104 \$ 299.00 ea



TF108



### Discovery II Range Rover P38A Wheels

#### The Real Deal Dakar Alloy Wheels

The Dakar wheel allows large diameter tyres to be fitted without compromising steering lock as well as giving a wide stance appearance and built in valve protection, 1450kg load rating. Uses original alloy wheel nuts. 16" x 7", 45mm offset.

**Fits:** Discovery II, Range Rover P38A  
Black TF108 \$ 319.00 ea  
Silver TF109 \$ 319.00 ea



PLW216

**Vented Road Steel Wheel**  
16" x 6.5", 2-3/4" offset, finished in black.  
**Fits:** Defender, Discovery I, Range Rover Classic  
RNW216, Genuine \$142.04 ea  
PLW216, ProLine \$99.50 ea



RNA5004

**Vented Heavy Duty Steel Wheel**  
16" x 8", finished in satin black, fits 16" tubeless tires up to 285/75. Includes 5 steel lug nuts.  
**Fits:** Discovery II, Range Rover P38A  
RNA5004 \$ 98.00 ea



RNS066

**Lug Nuts for Steel Wheels**  
**Fits:** Series III, Defender, Discovery I, Range Rover Classic  
RNS066, Genuine \$ 3.49 ea  
PLS066, ProLine \$ 1.31 ea



RNA5003

**Modular Style Heavy Duty Steel Wheel**  
16" x 7", finished in black, fits 16" tubeless tires up to 285/75.  
**Fits:** Defender, Discovery I, Range Rover Classic  
RNA5003 \$ 89.99



**RVS Alloy Wheel Bead Lock Kit**  
**Fits Both Discovery I and Discovery II RVS wheels;** TF106, TF107, RNA100A, RNA100B, RNA100W.

**Bead Lock Kit Set of 4, anthracite**  
RNA100L \$ 689.00  
**Bead Lock Ring Single, anthracite**  
RNA101L \$ 188.00



RNA100B

**Series Land Rover Road Wheel**  
16" x 5.5" 1-7/8" offset, black.  
**Fits:** Series II, IIA, III  
RNC880, Genuine \$145.25 ea  
PLC880, ProLine \$98.95 ea



TF107

**NEW RVS Beadlock Alloy Wheels**  
Includes wheel nut set.  
16" x 7", 35mm offset, bead lock ready.  
**Fits:** Discovery II, Range Rover P38A  
Black TF106 \$ 269.00 ea  
Anthracite TF107 \$ 269.00 ea



RNA100A

**RVS Beadlock Alloy Wheels**  
This super strong Terraforma alloy wheel is rated at 1300kg per wheel and with the unique 'bead lock ready' outer rim (sold separately - RNA100L ) providing incredible rock damage resistance and protection. Includes wheel nut set.  
16" x 7", 20mm offset, bead lock ready.  
**Fits:** Defender, Discovery I, RR Classic  
Anthracite RNA100A \$ 269.00 ea  
Black RNA100B \$ 269.00 ea  
White RNA100W \$ 269.00 ea



TF106

**Super Prices on Wheels!**



Kahn Designs' elegant sculpted alloy wheels evolved through artistic innovation and state-of-the-art manufacturing and materials technology. With expertise based on 20 years of pursuing perfection, these 16" and 18" are the finest wheels we have ever offered.



**Kahn RS-5 Spoke**  
16" x 8", finished in silver,  
265/75/R16 Tires, direct fit original  
nuts and hub caps.  
**Fits: Defender**  
16" Silver COS16711 \$ 359.00  
16" Black COS16712 \$ 359.00



**Kahn 18" Defender**  
18" x 8", finished in anthracite,  
265/65R18 Tires, direct fit original  
nuts and hub caps.  
**Fits: Defender**  
18" Silver COS18711 \$ 429.00  
18" Black COS18712 \$ 429.00



KBX4121R



KBX3121



Land Rover Badge  
RNB318 \$ 29.95

### Defender Sport Side Air Intakes

Suitable for: (L) TD, 200 TDi, (R) 300 TDi, TD5 and TDci/Puma Defenders.

#### KBX Defender Sport Side Air Intakes

Standard, Satin Black, LH.....	KBX4111L	\$ 109.95
Standard, Satin Black, RH.....	KBX4111R	\$ 109.95
Premium, Brunel Silver/Java Black.....	KBX4431L	\$ 139.00
Premium, Brunel Silver/Java Black.....	KBX4431R	\$ 139.00
Premium, Satin Black/Brunel Silver.....	KBX4121L	\$ 119.95
Premium, Satin Black/Brunel Silver.....	KBX4121R	\$ 119.95

### Defender Grille & Lamp Surround Kit

KBX Grille Facia Kit Defender, Satin Black Premium.....	KBX3121	\$ 399.00
KBX Grille Facia Kit Defender, Brunel Silver Premium.....	KBX3421	\$ 519.00



KBX5401

### Hi-Force Top Air Intake Set

Torx screws & Driver Bit are included. Sold as a pair. Suitable for: all Defenders.

<b>KBX Hi-Force Wing Top Set,</b> Satin Black.....	KBX5101	\$ 119.95
<b>KBX Hi-Force Wing Top Set,</b> Brunel Silver.....	KBX5401	\$ 144.50



### Defender Snow Shield for Heater Intake

Injection moulded black plastic cover for wing top heater intake. Fits: Defender models 1983-2012 LHD. ....RNA2102 \$ 79.50



KBX9101



KBX8101

**KBX Multi-Mount Rear Lamp Pods** are fitted in place of NAS plinths, includes reflectors and mounting hardware.

<b>KBX Lamp Pod, Satin Black.....</b>	KBX9101	\$ 109.29
<b>KBX Lamp Pod, Brunel Silver.....</b>	KBX9401	\$ 119.00
<b>KBX Multi-Mount Lamp Pod Guard Set</b> Satin Black.....	KBX8101	\$ 49.00
Brunel Silver.....	KBX8401	\$ 74.50




The **KBX Single Lamp Guards** are easily fitted to existing Defender NAS 1995 on style tail lamps. Supplied as a pair with stainless steel screws.

<b>KBX Lamp Guard Pair,</b> Satin Black.....	KBX7101	\$ 39.90
<b>KBX Lamp Guard Pair,</b> Brunel Silver.....	KBX7401	\$ 59.99

# Chassis - DEFENDER

Introducing our new selection of Defender galvanized chassis, packed with all the improved features found on the latest Defender. Built on factory jigs for accuracy and hot dipped galvanized for long corrosion resistant life. Now is the time to build your ultimate Defender.


All our chassis are shipped via truck freight and are built to travel. You will be contacted with actual freight charges prior to shipping.



RNH710  
Defender 110 V8


### Puma rear crossmember features

- A. Adjustable body mounting bracket.
- B. Integral fixing nuts for tow plate - for easy mounting.
- C. Recessed mounting for towing plug - for better protection.
- D. Bottom mounting blocks for rear NAS step.



### NAS rear crossmember

Optional on 90 chassis, as fitted to your NAS Defenders.



A. With the Puma style rear crossmember you have your choice of 2 types of adjustable rear body mounting brackets. Exterior mount tabs (shown) RNS237G  
Interior (hidden) mount tabs with captured nuts RNS238G



### All Rovers North galvanized Defender Chassis are supplied with...

- Your choice of adjustable rear body mounting bracket on chassis ordered with Puma rear crossmember
- Galvanized gearbox crossmember to match your engine type
- Updated rear top link bushings
- Pre-positioned wire snake for easy main harness installation



**RNC878**  
**Defender 90 NAS**  
**Galvanized Chassis**

**Defender Galvanized Chassis**

**Defender 90:** Fits all body styles

NAS 90 V8 with NAS rear crossmember.....	<b>RNC878</b>	<b>\$ 3290.00</b>
NAS 90 V8 with Puma rear crossmember.....	<b>RNS365</b>	<b>\$ 3290.00</b>
90 300Tdi with NAS rear crossmember .....	<b>RNS559</b>	<b>\$ 3148.95</b>
90 300Tdi with Puma rear crossmember .....	<b>RNS560</b>	<b>\$ 3148.95</b>
90 200Tdi, 2.5 Turbo, 2.5 NA, and 2.5, 2.3 Petrol with Puma rear crossmember.....	<b>RNS561</b>	<b>\$ 3148.00</b>

**Defender 110:** Fits all body styles

NAS 110 V8 with Puma rear crossmember for steel fuel tank .....	<b>RNH710</b>	<b>\$ 3429.00</b>
NAS 110 V8 with Puma rear crossmember for plastic fuel tank*.....	<b>RNS562</b>	<b>\$ 3429.00</b>
110 300Tdi with Puma rear crossmember for steel tank.....	<b>RNH697</b>	<b>\$ 3429.00</b>
110 300Tdi with Puma rear crossmember for plastic fuel tank*.....	<b>RNS564</b>	<b>\$ 3429.00</b>
110 200Tdi, 2.5 Turbo, 2.5 NA, and 2.5, 2.3 Petrol with Puma rear crossmember for steel tank .....	<b>RNS563</b>	<b>\$ 3429.00</b>

**Defender 130:** Fits all body styles (not shown)

130 V8 with Puma rear crossmember for plastic fuel tank.....	<b>RNS565</b>	<b>\$ 3695.00</b>
130 300Tdi with Puma rear crossmember for plastic fuel tank .....	<b>RNS566</b>	<b>\$ 3695.00</b>
130 200Tdi, 2.5 Turbo, 2.5 NA, and 2.5, 2.3 Petrol with Puma rear crossmember for steel fuel tank .....	<b>RNI867</b>	<b>\$ 3695.00</b>

**\*Updated Genuine plastic fuel tank kit** (Includes fuel tank, pump, sender unit, mounting bracket and harness link).....**RNK4297** **\$ 951.39**

**Need a special chassis configuration? Please give us a call.**

*Defender 90 Chassis custom build by Congleton Racing and Restoration.*

### Lift-Mate

Lift directly from the wheel  
LM100 \$ 37.95



### Jack Adapter

For use with Hi-Lift Jacks only. Fits into receptacles located on Defender chassis, rock sliders & winch bumpers offered by Rovers North.  
PLA908HL \$ 59.00



### Hi-Lift Jack Cover

Black Neoprene.  
NJC \$ 24.00




### Hi-Lift Jack Base

Use for soft ground.  
ORB \$ 36.90



### Kinetic Rope

Exclusively issued by the British Military for Land Rover use. Far superior to recovery straps. Requires securely fastened recovery hitches for safe use. Kinetic Rope 24mm diameter x 8m, 12,030kg (26,500lb) military rating. KRR001 \$ 129.00



### Plasma Winch Rope

The best plasma ropes available. Safer and stronger than wire.

3/8" Plasma Rope; 100'  
RNR2021 \$ 289.00

5/16" Plasma Rope; 125'  
RNR2011 \$ 259.00



### Hi-Lift All Cast Jack

48 inch, Red  
HL485 \$ 74.00  
48 inch, Sand  
ML485 \$ 85.50  
60 inch, Red  
HL605 \$ 79.90 (not shown)

Military Spec Sand Color  
ML485



### Hi-Lift X-TREME Jacks

48 inch  
XT485 \$ 91.80  
60 inch  
XT605 \$ 99.90



ARB E-Z Deflator Kit  
ARB505 \$ 49.95



- ARB Snatch Strap, 17,600lb ..... ARB705 \$ 69.95
- ARB Snatch Strap, 24,000 lb ..... ARB710 \$ 89.95
- ARB Snatch Strap, 33,000 lb ..... ARB715 \$ 109.95
- ARB Strap Kinetic Energy
- Recovery 8000 ..... ARB201 \$ 59.80
- ARB Recovery Damper ..... ARB220 \$ 39.95

# Protect your Land Rover



Learn about Waxoyl's superior corrosion protection and watch our application videos.



### Waxoyl U.P.T. Fabric & Leather Protection

RNW5007 \$ 18.50



### Waxoyl I20-4 Rust Inhibitor

A clear wax that comes in a large 500ml aerosol.  
RNW5004 \$ 15.99




### Waxoyl Hardwax Underbody

Large 500ml aerosol can perfect for protecting your underbody.  
RNW5006 \$ 15.99



# LAND ROVER PERFORMANCE EXHAUST SYSTEMS



## NRP Rear Stainless Steel Performance Exhaust

The NRP stainless steel performance exhaust system is by far the finest stainless steel exhaust system we have fitted to a Land Rover! Designed for the do-it-yourselfer, this system installs easily and is backed with an original purchaser lifetime guarantee. System includes center silencer, tailpipe, all stainless steel hangers, hardware and installation instructions.

### Rear Stainless System

Defender 90.....	RNE0002	\$ 699.00
Defender 110 NAS.....	RNE0004	\$ 699.00
Discovery I, '94-1999.....	RNE0005	\$ 699.00
Discovery II, 2000-2002.....	RNE0009	\$ 629.95
Range Rover Classic 1990 on.....	RNE0005	\$ 699.00
(Range Rover '87-89 requires complete performance exhaust system)		
Range Rover 1995 - 1998, single outlet P38A, 4.0 / 4.6.....	RNE0006	\$ 659.00

### Complete NRP Performance Systems

Includes catalytic converters, all pipes and hanger brackets.

Defender 90, Manual Gearbox '94 & '95.....	RNE0012	\$ 1498.00
Defender 90, Automatic Gearbox '97.....	RNE0022	\$ 1499.00
Defender 110, Manual Gearbox '93.....	RNE0024	\$ 1599.00
Discovery I, Manual, '94-1995.....	RNE0013	\$ 1499.00
Discovery I, Automatic, '94-1999.....	RNE0023	\$ 1599.00
Discovery I, Manual, '96 on.....	RNE0043	\$ 1459.00
Range Rover Classic '87-88.....	RNE0014	\$ 1679.00
Range Rover Classic '89.....	RNE0019	\$ 1639.00
Range Rover Classic '90-95, 100".....	RNE0015	\$ 1479.00
Range Rover Classic '93-95, 108" (LWB).....	RNE0025	\$ 1599.00



## NRP 88" Series II-III Stainless Steel Exhaust System

Performance Stainless Steel Exhaust System for Series II-III 2.25 petrol.



Plan to keep your Series Land Rover forever? Here's the exhaust system to go with it.

- Increased Power
  - Improved Fuel Mileage
  - Stainless Steel construction
  - Improved Off-Road Clearance
  - Lifetime Warranty for original purchaser
  - Complete with instructions and Stainless Steel hangers.
- 88" Series II-III RNE0001AA \$ 599.95

## Genuine Defender Folding Steps



Side Folding Step Kit, Defender..RNF367	\$ 159.95
Rear Folding Step Kit, Defender..RNF368	\$ 159.95
Replacement Rubber Pad.....RNE300	\$ 39.95

RNB066

## Genuine Defender Side Runners

Defender 90 Tubular Side Steps, Pair.....	RNB066	\$ 599.95
Defender 110 Station Wagon, Side Step, Pair Black.....	RNB069	\$ 659.95



## Series II, IIA, III Side Step

Side Folding Step Kit, Fits all 88 and 109 Series II-III models, ProLine.....	PLC768	\$ 98.84
Replacement rubber pad.....	RNC222	\$ 37.00

# Tough & Reliable Suspension Choices for On and Off-Road



25 1/4"

Bilstein



25 1/2"

OME



25 1/2"

TerraFirma Big Bore



28"

TerraFirma Pro Sport



28"

Pro Comp

Displayed to extended length to demonstrate actual size differences.



## ES9000 + 2 inch Raised Shock Kits

Nitrogen gas charged shocks with

two inches of extra travel. (Designed for off-road performance for vehicles with raised suspension of two inches or less). Excellent all around ride quality and handling. Shock sets include bushings and optional poly vinyl dust boots in black. Sold as set of four.

- |  |         |           |
|--|---------|-----------|
| <b>Discovery I</b> 1989-1999<br>Front & Rear Shock Kit.....                              | PCS9030 | \$ 199.00 |
| <b>Range Rover Classic</b> 1987-1993 with coil suspension<br>Front & Rear Shock Kit..... | PCS9050 | \$ 199.00 |
| <b>Defender 90/110</b> 1983-1998<br>Front & Rear Shock Kit.....                          | PCS9020 | \$ 199.00 |
| <b>Steering Damper</b> , Discovery I, RRC..  | PLS122  | \$ 44.50  |



## Pro Sport + 2 inch Shocks

Exclusively designed for off-roading Land Rovers.

This is a true +2" longer than standard shock. The advantages when driving off-road are remarkable as these shocks are built with hardcore use in mind. Fitted with velocity sensitive valving means the shock will automatically adjust its internal damping to suit driving conditions, the harder you punish them the better they work. On the drive home you'll really notice the superior ride quality and handling. Kits sold as set of four.

- |  |        |           |
|--|--------|-----------|
| <b>Discovery I</b> 1989-1999<br>Front and rear shock kit ..... | RNK722 | \$ 289.00 |
| <b>Discovery II</b> 1999-2004<br>Front & Rear Shock Kit.....   | RNK728 | \$ 279.00 |

## Steering Damper

- |   |        |           |
|---|--------|-----------|
| <b>Discovery I</b> '89-1999, <b>Range Rover Classic</b> '87-1995<br>Steering Damper ..... | RNA811 | \$ 60.90  |
| <b>Discovery II</b> Steering Damper.....  | RNA802 | \$ 60.00  |
| <b>Defender 90/110</b> 1983-2010<br>Steering Damper .....                                 | RNA832 | \$ 59.95  |
| Return to Center Damper.....  | TF835  | \$ 124.95 |



## ES9000 Standard Length Shock Kits

These Pro Comp ES9000 dual action nitrogen gas shocks incorporate a twin-tube cellular gas design that prevents foaming and reduces shock fade to improve the ride quality of leaf spring suspension. Shock sets include bushings and optional poly vinyl dust boots in black. Sold as set of four.

- |  |         |           |
|--|---------|-----------|
| <b>Series II, IIA, III</b><br>Front & Rear shock kit 109" .....  | PCS3109 | \$ 189.00 |
| Front & Rear shock kit 88" .....   | PCS3088 | \$ 189.00 |
| <b>Discovery I</b> , Range Rover Classic, Defender 90/110<br>Front & Rear Shock Kit.....                                   | PCS9000 | \$ 199.00 |
| <b>Steering Damper</b><br><b>Series II, IIA, III</b> , 88", 109"<br><b>Range Rover Classic</b><br><b>Discovery I</b> ..... | PLS122  | \$ 44.50  |



## Big Bore Expedition shocks

Developed specifically for fully laden working Land Rovers.

**Features include:** 76mm body, twin tube design • 50mm internal bore and piston • 20mm double chromed shaft • High temperature oil fluid • 2.5mm outer shock tube wall thickness • 14mm mounting pins. Superior all around performance. Sold as set of four.

- |  |        |           |
|--|--------|-----------|
| <b>Discovery I</b> 1989-1999<br><b>Range Rover Classic</b> 1987-1993 with coil suspension<br><b>Defender 90/110</b> 1983-1998<br>Front and rear shock kit..... | RNK721 | \$ 299.00 |
|--|--------|-----------|

## Steering Damper

- |  |        |          |
|--|--------|----------|
| <b>Discovery I</b> 1989-1999<br><b>Range Rover Classic</b> 1987-1993<br>with coil suspension ..... | RNA811 | \$ 60.90 |
| <b>Defender 90/110</b> 1983-1998 .....   | RNA832 | \$ 59.95 |



# Shocks for Land Rovers



1994 Rovers North winter ascent on Mt. Washington, NH

Range Rover Classic shown with Terrafirma ProSport + 2 inch shocks and Terrafirma heavy load coil springs.

## OME Nitro Charger Sport Standard Length Shocks & Steering Dampers

For Land Rover owners who require heavy-duty shocks, off-road performance and maximum load capacity. New dual stack twin disc technology features an interactive, multi-stacked rebound and compression valving system that ensures optimal damping performance in all conditions. For applications where more dampening is needed for use with oversize tires. Sold as set of four.

### Series IIA, III

- Set of four shocks, 88" .....OMESK88 \$ 389.00
- Set of four shocks, 109" .....OMESK109 \$ 389.00

### Defender 90/110 1983-2002

- Set of four shocks.....OMESKDEF \$ 419.00
- Steering Damper .....OMESD32 \$ 94.50

### Discovery I 1994-1999

- Set of four shocks.....OMESKDS1 \$ 419.00
- Steering Damper .....OMESD11 \$ 98.00

### Discovery II 1999-2004

- Set of four shocks.....OMESKDS2 \$ 419.00
- Steering Damper .....OMESD02 \$ 96.50

### Range Rover Classic 1987-1995

- Set of four shocks.....OMESKRR \$ 418.00
- Steering Damper .....OMESD11 \$ 98.00

### Range Rover P38A

- Set of four shocks.....OMESKP38A \$ 390.00



## Bilstein Standard Length Shocks & Steering Dampers

The world leader in gas-pressurized shock absorber technology. Bilstein utilizes a one piece seamless monotube design filled with oil and nitrogen gas in a pressurized, sealed compartment. We recommend for use with Land Rover Genuine Standard or Heavy Duty springs in normally equipped vehicles. Not recommended for heavily laden vehicles with oversize tires. Lifetime warranty. Sold as set of four.

### Defender 90/110 1983 - 2002

- Set of four shocks .....RNA243-4 \$ 359.00
- Set of four shocks & damper.....RNA243-5D \$ 399.00
- Steering Damper .....RNA235 \$ 93.90

### Discovery I 1994-1999

- Set of four shocks .....RNA243-6 \$ 359.00
- Set of four shocks & damper.....RNA243-7 \$ 399.00
- Steering Damper .....RNA245 \$ 84.50

### Discovery II 1999-2004

- Set of four shocks .....RNA6046-7 \$ 599.00
- Steering Damper .....RNA246 \$ 89.95

### Range Rover Classic w/coil springs 1987-1995

- Set of four shocks .....RNA243-4 \$ 359.00
- Set of four shocks & damper.....RNA243-5 \$ 429.00

### Range Rover Classic LWB w/ air suspension

- Set of four shocks .....RNA2152-3 \$ 389.00
- Steering Damper .....RNA245 \$ 84.50

### Range Rover P38A 1999-2002

- Set of four shocks .....RNA2214-5 \$ 429.00





## NEW Front Struts for 2003-'09 Range Rover L322

Refurbish your 2003-'09 Range Rover L322 air suspension system with completely new OEM front struts.


2003-'06 RH, Genuine.....	<b>RNI375</b>	<b>\$ 958.04</b>
2003-'06 RH, ProLine.....	<b>PLI375</b>	<b>\$ 569.00</b>
2003-'06 LH, Genuine.....	<b>RNI373</b>	<b>\$ 958.04</b>
2003-'06 LH, ProLine.....	<b>PLI373</b>	<b>\$ 569.00</b>
2007-'09 RH, ProLine.....	<b>PLN031</b>	<b>\$ 569.00</b>
2007-'09 LH, ProLine.....	<b>PLJ700</b>	<b>\$ 569.00</b>

## Terraforma 2" Lift Coil Spring Selection

All Terraforma Coil Springs have been designed to provide approximately 2" (50mm) of lift while carrying light, medium or heavy loads.

Load carrying coil springs are often progressive or variable (V) this provides a combination of comfort and load carrying in one spring.

It is worth noting that Terraforma coil springs are sold in pairs, in many cases one spring is 10mm longer than the other, the longer spring should always be fitted to the driver's side. **Sold in pairs.**



Terraforma Coil Springs	Light Load	Medium Load	Heavy Load
<b>Defender 90</b>			
Coil Spring Front, pair	TF014 \$ 139.00	TF018 \$ 139.00	TF015 \$ 139.00
Coil Spring Rear, pair	TF015 \$ 139.00	TF023V \$ 239.00	TF027V \$ 199.00
<b>Defender 110</b>			
Coil Spring Front, pair	TF014 \$ 139.00	TF018 \$ 139.00	TF015 \$ 139.00
Coil Spring Rear, pair	TF010 \$ 219.00	TF019 \$ 239.00	TF011 \$ 239.00
<b>Discovery I / RR Classic</b>			
Coil Spring Front, pair	TF014 \$ 139.00	TF018 \$ 139.00	TF015 \$ 139.00
Coil Spring Rear, pair	TF015 \$ 139.00	TF023V \$ 239.00	TF027V \$ 199.00
<b>Discovery II (non-ACE)</b>			
Coil Spring Front, pair		TF042 \$ 159.95	TF052 \$ 159.95
Coil Spring Rear, pair		TF023V \$ 239.00	TF027V \$ 199.00

## Britpart Performance Lifted Yellow Coil Springs

Developed by one of the world's top British spring manufacturers these high quality, powder coated yellow springs have been designed with the needs of today's Land Rover owners in mind. Britpart performance lifted springs have the added benefit



of improving your vehicles approach and departure angles which in turn allows you to overcome more obstacles when off-roading.

As Land Rovers are often working vehicles as well as the family car, up-rated springs must offer the ability to carry loads, handle off-road terrain and provide a good ride on road. The progressive springs offer a compliant ride when lightly loaded, but firm up as the load increases. Sold in pairs.



### Britpart Performance Lifted Front Yellow Coil Springs

Defender 90, Coil Spring Front, Pair (load 110lbs, lift 1.5').....	<b>CSS002</b>	<b>\$ 148.00</b>
Defender 110, 130, Coil Spring Front, Pair (load 110lbs, lift 1.5').....	<b>CSS002</b>	<b>\$ 148.00</b>
Discovery I, Coil Spring Front, Pair (load 110lbs, lift 1.5').....	<b>CSS002</b>	<b>\$ 148.00</b>
Discovery II, Coil Spring Front, Pair (load 110lbs, lift 1.5').....	<b>CSS008</b>	<b>\$ 148.00</b>
Discovery II, Coil Spring Front, Pair (load 110lbs, lift 1.5').....	<b>CSS002</b>	<b>\$ 148.00</b>
Range Rover Classic, Coil Spring Front, Pair (load 110lbs, lift 1.5').....	<b>CSS002</b>	<b>\$ 148.00</b>



CSS002, CSS005 fitted as shown on fully laden Discovery II (bonnet sits high due to winch and bumper not being fitted yet).

### Britpart Performance Lifted Rear Yellow Coil Springs

Defender 90, Coil Spring Rear, Pair (load 220lbs, lift 2.0").....	<b>CSS004</b>	<b>\$ 149.00</b>
Defender 90, Coil Spring Rear, Pair (load 440lbs, lift 2.0").....	<b>CSS005</b>	<b>\$ 150.00</b>
Defender 110, 130 Coil Spring Rear, Pair (load 1,100lbs, lift 2.0").....	<b>CSS006</b>	<b>\$ 150.00</b>
Discovery I, Coil Spring Rear, Pair (load 220lbs, lift 2.0").....	<b>CSS004</b>	<b>\$ 149.00</b>
Discovery I, Coil Spring Rear, Pair (load 440lbs, lift 2.0").....	<b>CSS005</b>	<b>\$ 150.00</b>
Discovery II, Coil Spring Rear, Pair (load - medium, lift 1.5").....	<b>CSS007</b>	<b>\$ 148.00</b>
Discovery II, Coil Spring Rear, Pair (load 440lbs, lift 2.0").....	<b>CSS005</b>	<b>\$ 150.00</b>
Range Rover Classic, Coil Spring Rear, Pair (load 220lbs, lift 2.0").....	<b>CSS004</b>	<b>\$ 149.00</b>
Range Rover Classic, Coil Spring Rear, Pair (load 440lbs, lift 2.0").....	<b>CSS005</b>	<b>\$ 150.00</b>

Happy Holidays!



## Coil Springs Superior Performance Variable Rate Springs



### Land Rover Genuine Coil Spring Kits

<b>Defender 90</b> , Coil Spring Set of Four, HD w/winch, Genuine.....	<b>RNK5111</b>	\$ 325.44
<b>Defender 90</b> , Coil Spring Set of Four, Heavy Duty, Genuine.....	<b>RNK5101</b>	\$ 285.00
<b>Defender 110</b> , Coil Spring Set of Four, HD, Genuine.....	<b>RNK5102</b>	\$ 278.19
<b>RR Classic</b> , Coil Spring Set of Four, HD w/winch, Genuine.....	<b>RNK5114</b>	\$ 340.73
<b>RR Classic</b> , Coil Spring Set of Four, HD, Genuine.....	<b>RNK5104</b>	\$ 331.74
<b>RR Classic</b> , Coil Spring Conversion Kit for Air Suspension, Genuine.....	<b>RNK5105</b>	\$ 439.00
<b>Discovery I</b> , Coil Spring Heavy Duty, Set of Four, Genuine.....	<b>RNK5103</b>	\$ 331.75
<b>Discovery I</b> , Coil Spring Extra HD, Set of Four, Genuine.....	<b>RNK5113</b>	\$ 340.72
<b>Discovery II</b> , Coil Spring Conversion Kit Rear, Genuine.....	<b>RNK5118</b>	\$ 319.00

**LAND-ROVER**  
Genuine Parts

### Defender 110, 130 Rear Heavy Duty Inner Coil Spring Kit

Update your Defender 110 or 130 to the ultimate heavy duty rear suspension. This inner coil kit inserts into your existing heavy duty rear springs. Improves handling on-road and increases load capacity without the harsh ride. **Kit contains two rear inner coils, upper and lower retainers, Genuine parts. Fits Defender 110, 130 only. RNK5119 \$ 499.00**

1/2 kit shown

**LAND-ROVER**  
Genuine Parts

### Discovery II Rear Air to Coil Spring Conversion Kit

Kit contains Genuine or ProLine parts, everything for the conversion, instructions and hardware.

Discovery II, Genuine **RNK5118 \$ 319.00**  
Discovery II, ProLine **PLK5118 \$ 189.95**

**OLD MAN EMU**  
4x4 SUSPENSION BY AIR

### OME Coil Spring Kits

<b>Defender 90</b> , Extra Heavy Duty, Coil Spring Kit.....	<b>OMED90SK2</b>	\$ 389.00
<b>Defender 90</b> , Std. Heavy Duty, Coil Spring Kit.....	<b>OMED90SK1</b>	\$ 379.00
<b>Defender 110</b> Regular Standard Heavy Duty, Coil Spring Kit.....	<b>OMED110RSK1S</b>	\$ 379.00
<b>Defender 110 SW</b> Extra Heavy Duty, Coil Spring Kit.....	<b>OMED110SK2</b>	\$ 380.00
<b>Defender 110 SW</b> , Std. Heavy Duty, Coil Spring Kit.....	<b>OMED110SK1</b>	\$ 349.90
<b>RR Classic</b> , Coil Spring Air Suspension Conversion Kit, OME.....	<b>RNK5105A</b>	\$ 489.00

### Discovery II

### Heavy Duty Air to Coil Conversion Kit with +2" Long Travel Shocks

Plus 2 Inch Kit by Terraforma Includes: 4 Heavy Duty Springs, 4 HD Shocks, 2 Bottom Plates w/Bolts and 2 Isolators. **TF230 \$ 499.00**

# Shock & Spring Kits



## Old Man Emu Heavy Duty Springs & Shock Kits

Ideal for owners using oversize tires combined with heavy duty bumper/winch combinations and extra vehicle equipment. Designed for heavy duty off-road use.

Will raise vehicle approximately 1 inch. Great off-road, fair on-road. Includes 4 OME Nitro Charger Sport Shocks & 4 OME springs. Imported from Australia. Standard Length.

<b>Defender 90</b> 1984-2002, Standard Duty .....	OMED90K1	\$ 759.00
Defender 90 1984-2002, Heavy Duty .....	OMED90K2	\$ 769.00
Steering Damper .....	OMESD32	\$ 94.50
<b>Defender 110</b> Station Wagon 1983-2002, Standard Duty .....	OMED110K1	\$ 749.00
Defender 110 Station Wagon 1983-2002, Heavy Duty .....	OMED110K2	\$ 769.00
Steering Damper .....	OMESD32	\$ 94.50
<b>Defender Pick Up or Hardtop</b> 1983-2002, Standard Duty .....	OMED110RK1	\$ 769.00
Defender Pick Up or Hardtop 1983-2002, Heavy Duty .....	OMED110RK2	\$ 749.00
Steering Damper .....	OMESD32	\$ 94.50
<b>Discovery I</b> 1994 - 1999, Standard .....	OMEDS1K1	\$ 739.00
Discovery I 1994 - 1999, Heavy Duty .....	OMEDS1K2	\$ 759.00
Steering Damper .....	OMESD11	\$ 98.00
<b>Discovery II</b> 1999-2004, Standard .....	OMEDS2K1	\$ 749.00
Discovery II 1999-2004, Heavy Duty .....	OMEDS2K2	\$ 725.00
Steering Damper .....	OMESD02	\$ 96.50
<b>Range Rover Classic</b> 1987-1993 Coil spring, Standard .....	OMERRK1	\$ 725.00
Range Rover Classic 1987-1993 Coil spring, Heavy Duty .....	OMERRK2	\$ 739.00
Steering Damper .....	OMESD11	\$ 98.00

## Britpart Heavy Duty Springs & Pro Comp +2 inch Shock Kits

Designed for owners who want the most suspension lift possible without modifications. A true 2



inch taller spring and shock kit. Ideal for owners using oversize tires combined with heavy duty bumper/winch combinations and extra vehicle equipment. Designed for all round use. Great off-road, excellent on-road. Includes 4 Pro Comp Nitrogen Charged + 2 inch shocks & ProLine springs. Springs imported from England - shocks made in the USA.

<b>Defender 90</b> 1984-2002, Standard Duty .....	..RNK450	\$ 499.00
Defender 90 1984-2002, Heavy Duty .....	..RNK451	\$ 499.00
<b>Defender 110</b> 1983-2002, Heavy Duty .....	..RNK452	\$ 499.00
<b>Discovery I</b> 1994-1999, Standard .....	..RNK453	\$ 499.00
Discovery I 1994-1999, Heavy Duty .....	..RNK454	\$ 499.00
<b>Range Rover Classic</b> 1987-1993, Standard .....	..RNK455	\$ 499.00
Range Rover Classic 1987-1993, Heavy Duty .....	..RNK456	\$ 499.00



## Series 88" Spring & Shock Kit

Standard duty Spring set with U-bolts and shocks.

88 Series II, IIA, III PLK5123 \$ 539.00



## Series 88" Spring & Pro Comp Shock Kit

Standard Duty spring set with U-bolts and Nitrogen charged Pro Comp shocks.

88 Series II, IIA, III PLK5223 \$ 599.95



## Balanced Parabolic Spring Kits with Pro Comp Shocks

Improve your ride, comfort and get additional axle articulation out of your Series Land Rover. Includes four springs with U-Bolts and hardware. For best results, we've paired them with a set of our Pro Comp Nitro Gas Shocks or OME Nitro charger shocks. Kits include 4 springs, 4 shocks & U-Bolts.

<b>88"</b> 2 leaf front & 3 leaf rears, 4 shocks .....	..RNK112388PC	\$ 849.00
<b>109"</b> 2 leaf front & 3 leaf rears, 4 shocks .....	..RNK1123109PC	\$ 879.00
<b>109"</b> 2 leaf front & 4 leaf rears, 4 shocks .....	..RNK1124109PC	\$ 879.00



## Balanced Parabolic Spring Kits with OME Shocks

Series II, IIA, III Kits include 4 Old Man Emu Shocks, 4 springs, U-Bolts.

<b>88"</b> 2 leaf front & 3 leaf rears, 4 shocks .....	..RNK112388	\$ 979.00
<b>109"</b> 2 leaf front & 3 leaf rears, 4 shocks .....	..RNK1123109	\$ 989.00
<b>109"</b> 2 leaf front & 4 leaf rears, 4 shocks, Heavy Duty set .....	..RNK1124109	\$ 1159.00





## Terrafirma Pro Sport +2 inch heavy duty suspension kits

Include; 4 Terrafirma +2 inch Pro Sport shocks and 4 +2 inch springs. Great off-road, excellent on-road.

- Defender 90**, 1984-'02, Terrafirma Pro Sport HD Suspension Kit.....RNK725 \$ 599.00
- Defender 110**, 1983-'02, Terrafirma Pro Sport HD Suspension Kit.....RNK727 \$ 629.00
- Discovery I**, 1994-'99, Terrafirma Pro Sport HD Suspension Kit.....RNK726 \$ 599.00

**Terrafirma All Terrain Heavy Duty Suspension Kit.** Designed for Discovery II's with extra large tires and extra accessory weight. Very good off-road, very good on-road. Includes 4 Terrafirma +2 inch All Terrain shocks and 4 +2 inch springs.

- Discovery II**, 1999-'04, Terrafirma All Terrain HD Suspension Kit.....RNK723 \$ 599.00
- Discovery II Terrafirma HD Steering Damper.....RNA802 \$ 60.00



## Range Rover P38A 1995-2002 Coil Spring Conversion Kits

This top quality kit converts your Range Rover P38A air suspension to coil spring suspension, giving you the best handling and the most comfortable coil spring suspension ride on the market today. Our kits include 4 variable rate springs, 2 Genuine rear coil spring isolators, 2 Genuine front coil isolators, 4 coil spring seats, 4 aluminum spring perch adapters, 4 Genuine spring retainers and 1 EAS override pigtail to eliminate fault codes. All hardware and instructions are included. Installation is straight forward, requiring no fabrication or modifications to your vehicle.

**Simply the best kit at the best price.**

### Range Rover P38A Coil Kit

- Genuine Standard Duty.....RNK5106 \$ 879.00
- ProLine Standard Duty.....PLK5106 \$ 659.00
- Genuine Heavy Duty.....RNK5107 \$ 899.00

### Range Rover P38A Coil Kit with Bilstein Shocks

- Standard Duty w/ Bilsteins.....RNK5116 \$ 1299.00
- Heavy Duty w/ Bilsteins.....RNK5117 \$ 1269.00
- Steering damper, P38A.....PLD924 \$ 39.95



## Range Rover Classic Coil Spring Conversion Kit

Convert your Range Rover Classic to coil-springs for continued on-road reliability and off-road performance. Our customers have been so satisfied with the improved ride quality and handling after installation of this kit, most claim they prefer the coil conversion suspension to the factory air suspension! This kit contains all Genuine parts, detailed instructions and all necessary hardware.


- Range Rover Classic Coil Spring Conversion Kit**  
RNK5105 \$ 439.00



## Planning on towing with your Land Rover?

**Perfect for towing or recovery**, class III receiver hitches bolt onto the rear frame member. Can be incorporated with pintel style hitch. Includes mounting hardware. We offer receiver hitch kits to fit most Land Rover models and are Class III rated.

- Receiver Hitch**, Defender 1984-1998.....RNH110 \$ 239.00
- Receiver Hitch, Defender 1999-2013.....RNA091 \$ 244.00
- Receiver Hitch, Series IIA, III Standard Chassis.....RNA084 \$ 229.95
- Receiver Hitch, Series IIA, III Military Chassis.....RNA086 \$ 239.00
- Receiver Hitch, Series IIA, III 109" S.W.....RNA087 \$ 229.95
- Class III Receiver Hitch Kit, Discovery II, Genuine.....RNH252 \$ 378.00
- Bracket Tow Hitch**, Range Rover P38A.....RNH349 \$ 120.30
- Receiver Hitch Plug**, "Land Rover".....RNN397 \$ 19.50
- Hitch Pin**, 5/8" with clip.....RNE231 \$ 4.40
- Receiver Hitch Adaptor**, Tow Jaw.....RNA082 \$ 72.50
- Tow Jaw Assembly**, 7,700 lb Camel Trophy Style.....RNF408 \$ 85.50
- Shackle Mount**, 2" Receiver with Hitch Pin.....RNA1022 \$ 49.98



### Land Rover Trailer Hitch Kits

Kit includes tow bar, 1 7/8" ball, 2" ball, ball cover, locking hitch pin and 2 safety chains.

- Trailer Hitch Kit**, Discovery I, II, Range Rover Classic, Genuine.....RNH266 \$ 145.95

### Trailer Wiring Harness Kits

Our Genuine Trailer Wiring and Hitch Kits will get the job done. Includes: converter box, receptacle, 4-prong receptacle and all necessary wiring and hardware.

- Trailer Wiring Harness**, Discovery I, Genuine - Harness Only.....RNN396 \$ 212.56
- Trailer Wiring Harness, Discovery II, Genuine.....RND241 \$ 299.95
- Trailer Wiring Harness, Range Rover P38A, Genuine.....RND170 \$ 459.95
- Trailer Wiring Harness, 7-4 Pin Adapter, Genuine.....RNS557 \$ 44.90



# FABULOUSLY BRITISH



Above: Jordan Gafford in Afghanistan; Lindsey and Jordan and their Range Rover Classic.

Land Rover UK has demonstrated its renewed interest in its heritage with its new “Above and Beyond” campaign that features Series Land Rovers, a 70’s two-door Range Rover, Defenders and the new models of Discoverys and Range Rovers. Land Rover North America continues to remind owners and potential customers that Land Rover stands for more than handsome, iconic styling. Enthusiasts love the quintessentially British nature of their chosen vehicles; after all, few things are more Fabulously British than the Land Rover.

During this holiday season we often focus on families and friends; if you’re of the 1% of Americans or British citizens over the past decade who have served with the armed forces, your focus might be laser-like. As we celebrate the holidays it’s valuable to recognize the men and women who make the celebrations possible. Land Rover designed the first Series Rover for the civilian post-war world but expanded into the military and civilian police/emergency services markets. The connection between armed forces members and their Land Rovers can become quite strong. Rovers Magazine often receives photos and emails from service members around the world.

One question that arises is how the Land Rover community can give back in a genuine and meaningful way. Over in Great Britain Land Rover specialists and enthusiasts have banded together to support Project Mobility [www.projectmobilityuk.org.uk]. They want to bring the enjoyment of off roading, adventure travel and off road competition to disabled veterans. Their efforts include modifying Land Rovers to accommodate the participant’s disabilities as well as their inclusion in all aspects of the off road community.

Land Rover enthusiasts know that the shared delight with their Rovers connects them and The Road Home seeks [www.roadhomeusa.org] to use that connection in support of veterans. American Collectors Insurance became a charter supporter of the program that connects returning veterans with classic car restoration and repair shops. Jill Bookman, president of ACI, told us that “It’s not specifically for employment, it really to bring people together. Shops are looking for talent, discipline and a work ethic. Returning vets are faced with tough job market yet might want the socialization experience that might help with reintegrating with society.”

Jill Bookman credits David Travers Adolphus, the Editor of Hemmings Magazine, with the idea behind the pro-


gram. Adolphus told us that “my original concept was strictly socialization and return to civilian life; thousands have PTSD, physical injuries, etc. and I know restoration shops are really enjoyable places. I want auto enthusiasm to give something back, too.”

Land Rover enthusiasts get it; for example, the Northeast Land Rover Club organizes the Convoy for Heroes [www.convoyforheroes.com], a Land Rover fund-raising trek from metropolitan New York City to metropolitan Washington, DC. This past September their convoy raised about \$2,000 for the Intrepid Fallen Heroes Fund, a non-profit supporting traumatic brain injury treatment. Along the way they visited memorials to 9-11 victims as well as Arlington National Cemetery.

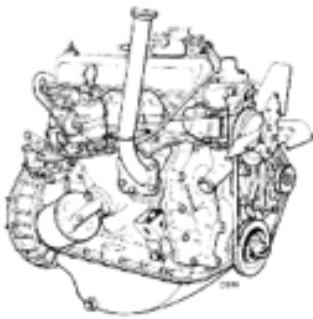
Last spring at the New York Auto Show we met law enforcement officers Jorge Espinoza, Marlin Devilla and Joseph Kauper. Jorge owns a much-loved ‘97 Defender and brought his friends along to share his enthusiasm; after viewing the Land Rovers at the New York Auto Show Joe had less affection for his Jeep. He joined one of the relay teams of former Marines who serve with the Jersey City Police Department, New York City and Port Authority Police Departments. The Honor Courage Commitment Run [www.hccrun.com] from Jersey City to the Beirut Memorial at Camp Lejeune, NC raised over \$16,000 for the Wounded Warrior Project and the Marine’s Wounded Warrior Regiment.

At the individual level Land Rover enthusiasm led US Army Specialist Jordan Gafford, Iola, KS to contact Rovers Magazine. While deployed in Afghanistan he came across the Czech Army Defender in this photo. Gafford knew nothing about Land Rovers when he found one while stationed at Ft. Huachuca in Sierra Vista, AZ. The ‘93 Range Rover Classic LWB had been owned by an Army captain who bought it in Hawaii. Admittedly “it needed some help, such as no reverse”. Jordan took it to Falconworks in Tucson for systems repairs and with friends, rebuilt a used transmission. Jordan and his wife Lindsey really love their 120,000 mile Range Rover; “it handles the trails in Arizona really well.” He’s due for another deployment but does not know yet where he will serve. We hope it’s somewhere that his Range Rover can accompany him.

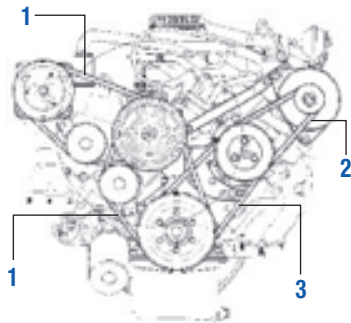
To all members of the armed forces and first responder services we send our best wishes for a safe and happy holiday season. //



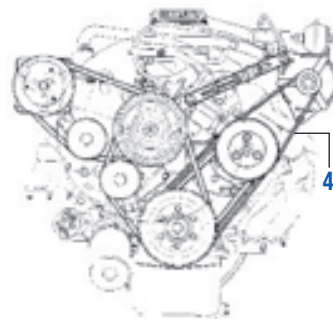
Jill Bookman, President ACI



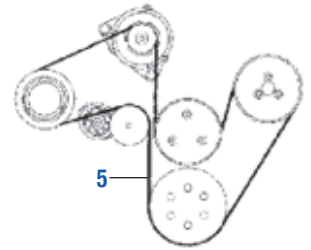
Series II, IIA, III 2.25 Litre



Range Rover Classic 1987-'92 V8, 3.9, 4.0 Litre



Range Rover Classic 1993-'94 Defender 90, I10 1993-'95 V8, 3.9, 4.0 Litre



Range Rover Classic 1995, Discovery I 1994-'99, Defender 90 1997 V8, 4.0 Litre

## 4 Cylinder, 2.25, 2.5, V8 Fan Belts

### Series I, II, IIA, III 4 Cylinder, 2.0, 2.25 litre

Fan Belt, 2.0 Litre Series I, II.....	RNF332	\$ 78.40
Fan Belt, 2.25 Litre Series IIA, III.....	RNC422	\$ 11.90
Fan Belt, 2.6L Viscous, Series III, non-NADA.....	RNN967	\$ 11.90
Fan Belt, Water Pump 24V, Single Belt.....	RNC288	\$ 35.65

### Defender 4 Cyl, V8, 3.9, 4.0 liter

1. Drive Belt, A/C Compressor & Water Pump.....	RNC001	\$ 18.95
3. Drive Belt, Power Steering Pump, 3.9ltr V8.....	RNC004	\$ 27.90
Drive Belt, Power Steering, 2.5ltr 4-cyl Defender.....	RNL216	\$ 32.00
Drive Belt, Water Pump / Alternator, Defender 90, 110 4 cyl.....	RNE153	\$ 20.99
Drive Belt, Air Compressor, 90/110 w/carbs.....	RNN968	\$ 40.96
Drive Belt Kit, V8 Defender 110.....	RNK1622	\$ 84.29
Drive Belt Kit, V8 Defender 90.....	RNK1621	\$ 84.29

### Range Rover Classic, Discovery I, Defender 3.9, 4.0 ltr V8

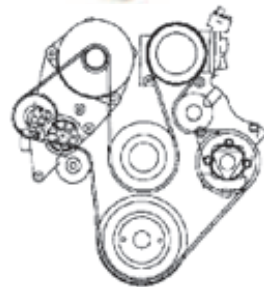
1. Drive Belt, A/C & Water Pump, 3.5L V8, 3.9L 1987-'94, Genuine.....	RNC001	\$ 18.95
Drive Belt, A/C & Water Pump, 3.5L V8, 3.9L 1987-'94, ProLine.....	PLC001	\$ 10.90
2. Drive Belt, Alternator, 3.5L V8, 3.9L to 1987-'92.....	RNC002	\$ 10.89
3. Drive Belt, Power Steering, 1987-'94, Genuine.....	RNC004	\$ 27.90
Drive Belt, Power Steering, 1987-'94, ProLine.....	PLC004	\$ 9.50
4. Drive Belt, Alternator, 4 groove, 1993-'94, Genuine.....	RNC003	\$ 36.90
Drive Belt, Alternator, 4 groove, 1993-'94, ProLine.....	PLC003	\$ 14.95
5. Serpentine Belt, RRC 3.9/4.2 ltr 1995 & Disco I 3.9 ltr 1994-'95.....	RNC005	\$ 39.95
Serpentine Belt, Discovery I 4.0 ltr, 1996-'99.....	RNC006	\$ 38.60
Fan Belt Kit, Range Rover Classic 1987-'92, Genuine.....	RNK162	\$ 68.59
Fan Belt Kit, Range Rover Classic 1993-'94, ProLine.....	PLK1623	\$ 36.29
Fan Belt Kit, Range Rover Classic 1993-'94, Genuine.....	RNK1623	\$ 84.50

## Discovery II, Range Rover P38A, L322, L320 and LR3 Belts

Discovery II 4.6 litre V8 engine with ACE (Active Cornering Enhancement) and Air Conditioning



Discovery II Serpentine Belt Layout, with ACE



Discovery II Serpentine Belt Layout, without ACE

### Discovery II Serpentine Belts

Discovery II w/o ACE, with Air Conditioning, 1999-'02.....	RNH145	\$ 41.98
Discovery II with ACE, with Air Conditioning, 1999-'02.....	RNH147	\$ 41.98

### Range Rover P38A Belts

Alternator Belt, Poly V, Range Rover P38A, 1999 on.....	RNH533	\$ 39.95
Drive Belt, Serpentine, P38A, 1995-'98, GEMS.....	RND001	\$ 39.95


### LR3, Range Rover L322 & L320 Belts

Serpentine Belt, 4.4L, L322, M62 BMW Primary.....	RNI384	\$ 48.18
Serpentine Belt, 4.4L, L322, M62 BMW Secondary.....	RNI370	\$ 30.35
Poly V Belt, Secondary, 4.4L V8.....	RNI358	\$ 21.96

## Defender 2.5 Diesel Belts



RNN339



300 Tdi

### Drive Belts

Drive Belt for fan and alternator, 2.5 NA, 2.5 Turbo, Genuine.....	RNE153	\$ 20.99
Drive Belt for fan and alternator, 200 Tdi, Genuine.....	RNE153	\$ 20.99
Drive Belt for A/C compressor, 200 Tdi, Genuine.....	RNL273	\$ 48.10
Drive Belt for power steering, 200 Tdi, 2.5 NA, 2.5 Turbo, Genuine.....	RNL216	\$ 32.00
Drive Belt - 7 groove for fan, water pump, alt, 300 Tdi, Genuine.....	RND297	\$ 29.50
Drive Belt - 4 groove for A/C compressor, 300 Tdi, Genuine.....	RND295	\$ 18.99
Drive Belt, w/air conditioning, Td5, Genuine.....	RND299	\$ 37.01
Drive Belt, w/o air conditioning, Td5, Genuine.....	RND298	\$ 28.95

### Timing Belts

Timing Belt, 2.5 NA, 2.5 Turbo, Genuine.....	RNL551	\$ 113.95
Timing Belt, 200 Tdi, Genuine.....	RNL477	\$ 94.00
Timing Belt, 300 Tdi, Genuine.....	RNL456	\$ 82.57
Timing Belt Tensioner early up to vin #VA117353, 300 Tdi, Genuine.....	RNN066	\$ 113.35
Timing Belt Tensioner early up to vin #VA117353, 300 Tdi, ProLine.....	PLN066	\$ 89.50
Timing Belt Tensioner, 200 Tdi, Genuine.....	RNL539	\$ 109.49

### 300 Tdi Genuine Land Rover Timing Upgrade Kit

Upgrades all 300 Tdi engines to the latest timing components.

Kit includes timing idler, tensioner pulley, crankshaft gear, gasket,

timing belt and fixing hardware, Genuine.....RNN339 \$ 199.95

### Tdi Timing Belt Service Kits

Includes Dayco belt, front gasket, tensioner and idler pulleys.


Timing Belt Kit Defender, 200 Tdi, ProLine.....	TBK2002	\$ 89.95
Timing Belt Kit, up to vin #VA117353, 300 Tdi, ProLine.....	TBK300E	\$ 119.95
Timing Belt Kit, from vin #VA117354, 300 Tdi, ProLine.....	TBK300L	\$ 99.95
Tdi Timing Tool Kit (See page 81), ProLine.....	RNT2029	\$ 119.00

## Engine Air Filters



<b>Defender NAS 90,110 V8, Genuine</b> .....	RNF950	\$ 11.99
200 Tdi diesel, Genuine.....	RNH382	\$ 29.35
300 Tdi diesel, Genuine.....	RNH383	\$ 29.50
Td5 diesel, Genuine.....	RNF147	\$ 17.95
2.4 TDCi diesel, Genuine.....	RNI725	\$ 49.95
4 Cyl, 2.5 Defender, Genuine.....	RNL213	\$ 31.26
<b>V8 Discovery I 1994-1999, Genuine</b> .....	RNF010	\$ 11.95
V8 Discovery II 2000-2004, Genuine.....	RNF147	\$ 17.95
<b>V8 Range Rover Classic 1974-1995</b>		
1974-1985, (2 req), Genuine.....	RNF012	\$ 9.95
1986-1994, Genuine.....	RNF950	\$ 11.99
RRC 1995, Genuine.....	RNF010	\$ 11.95
<b>V8 Range Rover P38A 1995-2002</b>		
1995-1997, Genuine.....	RNF011	\$ 16.95
1998-2002, Genuine.....	RNF147	\$ 17.95
<b>4.4, 4.2 Litre Range Rover L322 2003-2010</b>		
2003-2005, 4.4 Litre, Genuine.....	RNI335	\$ 63.48
2003-2005, 4.4 Litre, ProLine.....	PLI335	\$ 37.95
2006-2010, 4.4 NA, 4.2 Litre Supercharged, Genuine.....	RNI548	\$ 50.67
2006-2010, 4.4 NA, 4.2 Litre Supercharged, ProLine.....	PLI548	\$ 29.95
<b>V8, V6 LR3 2004-2009, Genuine</b> .....	RNI346	\$ 31.95
LR3, L322 Air Filter Element, ProLine.....	PLI346	\$ 17.95
<b>LR2 2008-2010, Genuine</b> .....	RNI719	\$ 23.25

## Genuine Pollen Air Filters



RNI353

<b>Range Rover L322 2002-2010, Genuine</b> .....	RNI392	\$ 46.20
Range Rover P38A 1996-2002, Genuine.....	RND208	\$ 26.88
<b>Range Rover Classic, Genuine</b> .....	RNN718	\$ 10.65
<b>LR2, Genuine</b> .....	RNI723	\$ 25.84
<b>LR3 2004-2009, Genuine</b> .....	RNI353	\$ 59.00

## Automatic Transmission Service Kits



Includes filter, pan gasket and O-rings

Discovery I, II, Range Rover Classic, Range Rover P38A, 1997 Defender.

<b>ZF Trans Filter Kit, 1987-2004, Genuine</b> .....	RNK312	\$ 109.00
<b>ZF Trans Filter Service Kit, 1987-2004, ProLine</b> .....	PLK312	\$ 27.50

## Genuine Hub Seal Kits

Includes Genuine hub seal, hub gasket, hub seal race and locker for hub nut.

**Series II, IIA, & III**

(4 req), Genuine.....
 RNK552 | \$ 24.39 |

**Defender 90/110 1993-1997**

(4 req), Genuine.....
 RNK5623 | \$ 10.50 |

**Discovery I 1994-1999**

Hub Seal Kit (4 req), Genuine.....
 RNK5623 | \$ 10.50 |

**Range Rover Classic**

1987-'89, Hub Seal Kit (4 req), Genuine.....
 RNK5621 | \$ 37.90 |

1990-'92, Hub Seal Kit (4 req), Genuine.....
 RNK5622 | \$ 10.50 |

1993-'95, Hub Seal Kit (4 req), Genuine.....
 RNK5623 | \$ 10.50 |



## Oil Filters

**V8 Range Rover Classic, Range Rover P38A, V8 Discovery I & II, Defender 2.5, 3.9, 4.0 petrol, 2.5 diesel, 200, 300 Tdi,**

Genuine.....	RNF001	\$ 12.95
ProLine.....	PLF001	\$ 6.29

**V8 Range Rover, L322, 2003-2005**

w/ BMW engine, Genuine.....
 RNI367 | \$ 14.66 |

**V8 4.3 litre, 4.4 litre LR3, LR4,**

Range Rover, 2005 on, Genuine.....
 RNH968 | \$ 17.95 |

**V8 5.0 litre, RR, RR Sport, LR4, Genuine**.....
 RNN807 | \$ 45.57 |

**V6 LR3, Genuine**.....
 RNH969 | \$ 11.73 |

**6 Cylinder LR2, 2008-2010, Genuine**.....
 RNI720 | \$ 12.25 |

6 Cylinder 2.6 litre NADA 109", petrol, Genuine.....
 RNE589 | \$ 7.99 |

6 Cylinder 2.5 litre Freelander, petrol, Genuine.....
 RND504 | \$ 8.68 |

**5 Cylinder 2.5 litre Td5 diesel, engine oil, Genuine**.....
 RND269 | \$ 12.50 |

5 Cylinder 2.5 litre Td5, Centrifuge element, Genuine.....
 RNH251 | \$ 26.20 |

**4 Cylinder 2.3, 2.5 litre Defender 90/110, petrol, Genuine**.....
 RNF001 | \$ 12.95 |

**4 Cylinder 2.3, 2.5 litre Defender 90/110, petrol, ProLine**.....
 PLF001 | \$ 6.29 |

4 Cylinder 2.4 TDCi 2007-2010, Genuine.....
 RNI726 | \$ 15.95 |

4 Cylinder 2.5, 2.5 turbo, 200 Tdi, 300 Tdi diesel, Genuine.....
 RNF001 | \$ 12.95 |

4 Cylinder 2.5, 2.5 turbo, 200 Tdi, 300 Tdi diesel, ProLine.....
 PLF001 | \$ 6.29 |

4 Cyl 2.25 litre Ser IIA, III, petrol / diesel, 5.5" canister, Genuine.....
 RNE590 | \$ 8.50 |

4 Cyl 2.25 litre Ser IIA, III, petrol / diesel, 5.5" canister, ProLine.....
 PLE590 | \$ 6.95 |

4 Cyl 2.25 litre Ser IIA, III, petrol / diesel, 7.5" canister, Genuine.....
 RNE591 | \$ 8.50 |


4 Cyl 2.25 litre Ser IIA, III, petrol / diesel, 7.5" canister, ProLine.....
 PLE591 | \$ 8.75 |

4 Cyl 2.0 litre Ser I, petrol, Genuine.....
 RNE589 | \$ 7.99 |




## Bonnet Release Cables

Range Rover Classic & Discovery, ProLine.....	PLI758	\$ 18.95
Range Rover Classic, 1984-'95, Genuine.....	RNN008	\$ 20.59
Discovery I, Late, Genuine.....	RNN958	\$ 21.84
Discovery II, Genuine.....	RNN957	\$ 53.59
Defender 90, 110, 1995-'96, up to TA977536, Genuine.....	RNL167	\$ 21.80
Defender 90, 110, 1996 from TA977537-'98, Genuine.....	RNC843	\$ 20.95
Defender 90, 110, 1999-'01, Genuine.....	RNL225	\$ 33.33
Defender 90, 110, 2002-'06, Cable Only, Genuine.....	RNH749	\$ 15.55
Defender 90, 110, ProLine.....	PLH749	\$ 10.45



## Automatic Transmission Service Kits



Gasket Set  
PLM083

## Gasket Sets & Head Gasket Sets

Includes all gaskets and seals to overhaul your cylinder head(s).

**V8, 3.5 Steel Head Gasket & Valve Cover Gasket, ProLine**.....
 PLM015 | \$ 69.00 |

**V8, 3.9, 4.0, 4.2 litre, Latest OEM upgrade kit with composite head gasket and rubber valve cover gaskets, ProLine**.....
 PLM083 | \$ 98.90 |

**6 Cylinder 2.6 Petrol, ProLine**.....
 PLE602 | \$ 49.99 |

**4 Cylinder 2.25 Diesel, ProLine**.....
 PLF309 | \$ 29.50 |

**4 Cylinder 300 Tdi, ProLine**.....
 PLH701 | \$ 99.50 |

**Block Gasket Set**

Includes gaskets and sealing washers used in your block and front cover.

**All V8 does not include crank shaft oil seals, ProLine**.....
 PLF311 | \$ 29.59 |

**4 Cylinder 300 Tdi, does not include crank shaft oil seals, ProLine**.....
 PLH702 | \$ 49.50 |

**Full Engine Gasket Sets**

Includes all gaskets and seals to overhaul your entire engine.

**4 Cylinder 2.25 Petrol, ProLine**.....
 PLF308 | \$ 39.99 |


**4 Cylinder 2.25 Diesel, ProLine**.....
 PLC239 | \$ 29.80 |

**4 Cylinder 200 Tdi, ProLine**.....
 PLH703 | \$ 45.50 |

## Mechanical Fuel Pumps

Series II, IIA, III gasket included

2.25 Litre, Petrol, ProLine .....	PLC349	\$ 39.50
2.25 Litre, Diesel, ProLine .....	PLF299	\$ 59.98
<b>Defender</b>		
200 Tdi diesel, ProLine .....	PLI739	\$ 32.68
300 Tdi diesel, ProLine .....	PLI695	\$ 48.50



## Mass Air Flow Sensors

Sensor, MAF, Discovery I, Range Rover Classic, Genuine .....	RNC999	\$2449.95
Sensor, MAF, Discovery I, Range Rover Classic, ProLine .....	PLC999	\$ 296.20
Sensor, MAF, Range Rover P38A, to WA410481, Genuine .....	RNE040	\$1283.11
Sensor, MAF, Range Rover P38A, from XA410482, Genuine .....	RNE041	\$ 299.95
Sensor, MAF, Range Rover P38A, from XA410482, ProLine .....	PLE041	\$ 229.95
O-Ring, MAF, 4.0 Litre V8 (fits all of the above) .....	RNE034	\$ 6.95
Sensor, MAF, Discovery II '99-'02, Genuine .....	RNE054	\$ 239.95
Sensor, MAF, Discovery II '03-'04, Genuine .....	RNE041	\$ 299.95
Sensor, MAF, Discovery II '03-'04, ProLine .....	PLE041	\$ 229.95
O-Ring, MAF, Discovery II, Genuine .....	RNE056	\$ 3.05



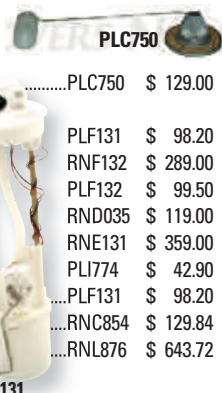
## Fuel Tanks



Series 88" and 109" Regular, Petrol & Diesel, ProLine .....	PLC362	\$ 169.00
Range Rover Classic 1971-1985 style, ProLine .....	PLH515	\$ 328.00
Defender 110 NAS, Range Rover Classic 1987-1991, ProLine .....	PLE114	\$ 199.00
Cradle for PLE114, ProLine .....	PLE116	\$ 79.50
Series III 109", Rear Steel Fuel Tank, ProLine .....	PLH650	\$ 264.00
Fuel Sender for PLH650, ProLine .....	PLH652	\$ 47.50
Locking ring for sender, Series III, Defender 110, Range Rover Classic, Genuine .....	RNC886	\$ 4.99
Sealing ring for sender, Series III, Defender 110, Range Rover Classic, Genuine .....	RNC887	\$ 2.95
Military / Auxiliary Tank, ProLine .....	PLF360	\$ 399.00
Defender 110 Diesel up to 1999, Rear Steel Fuel Tank .....	PLN180	\$ 239.00
Defender 90, Side Mount Fuel Tank .....	PLI135	\$ 295.00

## Fuel Pumps, Sending Units


Series Land Rover		
Fuel Sender, Series 109 SW Positive Ground, ProLine .....	PLC750	\$ 129.00
<b>Range Rover Classic</b>		
Fuel Pump Range Rover Classic 1987-1990, ProLine .....	PLF131	\$ 98.20
Fuel Pump Range Rover Classic 1991-1995, Genuine .....	RNF132	\$ 289.00
Fuel Pump Range Rover Classic 1991-1995, ProLine .....	PLF132	\$ 99.50
<b>Fuel Sender</b> , Range Rover Classic, Genuine .....	RND035	\$ 119.00
<b>Defender 90</b> , 1994-1997, Rear Tank NAS, Genuine .....	RNE131	\$ 359.00
Defender 90, 1984-1993, Side Tank, ProLine .....	PLI774	\$ 42.90
<b>Defender 110 NAS V8</b> fuel pump, ProLine .....	PLF131	\$ 98.20
Defender 110, Sending unit up to 1998, Genuine .....	RNC854	\$ 129.84
Defender 110 TD5, Fuel Pump & Sending Unit, Genuine .....	RNL876	\$ 643.72
<b>Discovery I, II</b>		
Fuel Pump Discovery I 1994-1997, Genuine .....	RNE132	\$ 289.00
Fuel Pump Discovery I 1994-1997, ProLine .....	PLF132	\$ 99.50
Fuel Pump Discovery I 1997-1999, from VA737154, Genuine .....	RNF148	\$ 539.00
Fuel Pump Discovery I 1997-1999, from VA737154, ProLine .....	PLF148	\$ 399.00
Fuel Pump Discovery II w/black connector .....	RNH295	\$ 489.95
Fuel Pump Discovery II w/o black connector .....	RNE009	\$ 399.95



Weber 341CH



PLC180 Solex Rebuild Kit



Reproduction Zenith PLC959

## Replacement Carburetors

Weber, Series IIA & III 2.25 Litre .....	341CH	\$ 239.00
Reproduction Zenith, Series IIA & III 2.25 Litre .....	PLC959	\$ 169.00
Adapter Ring Zenith Carb, from Intake elbow to carb, ProLine .....	PLC375	\$ 7.95

## Carburetor Rebuild Kits

Zenith 1967-1983 Series IIA-III, 2.25 Rebuild Kit .....	PLC622	\$ 24.95
Weber 341CH Rebuild kit .....	WEBERKIT	\$ 29.60
Solex 1959-1966 Series II-IIA Rebuild kit .....	PLC180	\$ 31.49

## Fuel Filters

Series II, IIA, III 1959-1976		
Inline filter with Quick Clamp		
Fittings, that can be adapted to any 5/16" fuel line, ProLine .....	RFF111	\$ 6.58
Series III 1974 on, 2.25 litre petrol, canister type, Genuine .....	RNE235	\$ 5.90
<b>Defender 90/110 1993-1997</b>		
V8 inline with threaded fittings, Genuine .....	RNF861	\$ 24.50
V8 inline with threaded fittings, ProLine .....	PLF861	\$ 5.95
2.25, 2.5 petrol, inline w/threaded fittings, Genuine .....	RNC632	\$ 23.50
2.25, 2.5 petrol, inline, splice in, ProLine .....	RFF111	\$ 6.58
2.25, 2.5 NA, 2.5 turbo diesel, Genuine .....	RNC745	\$ 8.35
200, 300Tdi Fuel Filter-diesel, Genuine .....	RNF862	\$ 24.50
200, 300Tdi Fuel Filter-diesel, ProLine .....	PLF862	\$ 7.90
Td5, Fuel Filter, Genuine .....	RND270	\$ 59.95
2.4 TDCi, 2007-2013, Genuine .....	RNI724	\$ 49.80
<b>Discovery I 1994-1999</b>		
V8, threaded both ends, Genuine .....	RNF861	\$ 24.50
V8 inline with threaded fittings, ProLine .....	PLF861	\$ 5.95
<b>Range Rover Classic 1987-1995</b>		
<b>Fuel Filter Update Kit</b> (required for early V8 Range Rover up to VIN #LA464553), Genuine .....	RNF133	\$ 79.50
<b>Range Rover Classic V8 1987-1990</b> , fuel filter (up to VIN #LA464553 w/out update kit) .....	RNF025	\$ 14.99
Range Rover Classic V8 1987-1995 (threaded both ends), Genuine .....	RNF861	\$ 24.50
Range Rover Classic V8 1987-1995, ProLine .....	PLF861	\$ 5.95



RNF861



Discovery II V8  
RNK9302



Defender 300 TDI  
RNK0001

**SAVE!**


**Basic Engine Service Kits**

V8 Kits Include: Oil Filter, Oil sump drain washer

V8 - Range Rover, Defender .....	RNK9300	\$ 16.96
V8 - Discovery I .....	RNK9301	\$ 19.95
V8 - Discovery II .....	RNK9302	\$ 19.95

**Defender 300 TDI Kit includes:** Air Filter, Oil Filter and Fuel Filter 300 TDI Filter Change Kit.....RNK0001 \$ 42.50

**NEW Alternators & Generator**



PLF193

Series III 12 Volt Lucas Style Alternator .....PLF193 \$ 99.50

Series Generator, Original Equipment, all 2.25 Litre petrol and diesel engines from 1959-1971.....RNE647 \$ 143.00

Series Alternator Conversion Mounting Kit, Converts Generator to Alternator Includes proper brackets and instructions .....RNK951 \$ 139.95

Defender 2.5 NA Diesel, 2.5 Turbo Diesel, 200 TDI, 2.5 Petrol, 3.5 V8.....PLD498 \$ 199.00

300 TDI, 65 AMP, Defender 90, 110.....PLH259 \$ 178.90

3.9 Litre V8, Defender 90/110 NAS.....PLE846 \$ 219.24

4.0 Litre V8, Defender 90 NAS 1997.....PLE870 \$ 299.95

Discovery I 4.0 litre 1996-1999.....PLE870 \$ 299.95

Discovery I 3.9 litre, 1994-1995, 67mm, 7 groove pulley for serp belt.....PLE863 \$ 299.95

Range Rover Classic, 1987-'88.....PLD498 \$ 199.00

Range Rover Classic, 1993-'94, 100 amp 4 groove pulley.....PLE846 \$ 219.24


RRC, from SA647650, 52mm, 7 groove pulley for serp belt.....PLE870 \$ 299.95

Range Rover P38A from VA346795 to WA410481, 120 AMP, 52mm, 7 Groove Pulley.....PLE870 \$ 299.95



PLI533

2.25 & 2.6 L  
Petrol  
Hi-Torque  
Starter  
PLI029



**NEW Starter Motor Assemblies**

V8 Early .....PLI533 \$ 189.00

V8 thru 2004, except Range Rover thru 2002.....PLE867 \$ 219.00

2.25 & 2.6, Litre petrol, Hi-Torque, ProLine.....PLI029 \$ 289.00

2.25, Diesel.....PLF198 \$ 239.00

200 & 300 Tdi, High speed.....PLD294 \$ 439.00

Td5, Defender & Discovery.....PLI728 \$ 359.00



RNK9330  
1987-'90 Range Rover Classic  
30K Mile Service Kit

**Complete 30K Mile Engine Service Kits**

Range Rover Classic

30K Mile Service Kit, Range Rover Classic 1987-'90.....RNK9330 \$ 339.00

30K Mile Service Kit, Range Rover Classic 1991-'94.....RNK9331 \$ 339.00

Discovery I

30K Mile Service Kit, Discovery I 1994-'95 Automatic.....RNK9332 \$ 299.99

30K Mile Service Kit, Discovery I Standard Transmission.....RNK9333 \$ 205.27

RNK9337



**Improve your mpg!  
Engine Ignition Service Kits**

Ignition Tune-Up Kit, 3.5, 3.9, 4.2 L V8, RRC, Defender.....RNK9335 \$ 198.00

Ignition Tune-Up Kit, Range Rover Classic, 1995.....RNK9337 \$ 236.25


Ignition Tune-Up Kit, V8, 3.9 L, 1994-'95 Discovery I.....RNK9336 \$ 157.45

Ignition Tune-Up Kit, V8, 4.0 L, 1996-'99 Discovery I.....RNK9339 \$ 149.00

Ignition Tune-Up Kit, V8, 1995-'98, RR P38A.....RNK9340 \$ 139.00

Ignition Tune-Up Kit, V8, 1999 on, RR P38A, Discovery II.....RNK9341 \$ 289.00

**Ignition Coil**



RNE509

4 Cylinder and 6 Cylinder.....RNE522 \$ 119.50

4 Cylinder and 6 Cylinder.....PLE522 \$ 29.00

3.9 litre and 4.2 litre

Bosch ignition coil for EFI.....RNE509 \$ 189.66

4.0, 4.6 ltr P38A, Discovery II, individual unit only.....RNI110 \$ 106.50

4.0, 4.6 ltr P38A, Discovery II, Coil Pack Assembly complete.....RND523 \$ 339.96

**Spark Plugs**

RRC, Discovery I, Defender, Range Rover P38A, Genuine.....RNI003 \$ 5.99

RRC, Discovery I, Defender, Range Rover P38A, NGK.....PLI003 \$ 2.84

RRC, Discovery I, Defender, Range Rover P38A, Champion.....PLI003C \$ 3.99

Platinum - Discovery II, Range Rover P38A, Bosch.....RNI034 \$ 13.65

2.25 Petrol 8:1 W7DC.....RNE630 \$ 2.59

2.25 Petrol 7:1 W8CC.....RNE619 \$ 2.99


2.6 litre.....RNE631 \$ 3.99

Range Rover L322, '03-'05.....RNN079 \$ 29.95

Range Rover L322, '06 on.....RNI360 \$ 10.99

Range Rover, Early RoW, point ignition, up to engine suffix "F".....RNI305 \$ 7.35






## NEW Complete Distributor Assemblies

V8 EFI Distributor Assembly 3.5, 3.9, 4.2, Genuine .....	RNI019	\$ 699.00
V8 EFI Distributor Assembly 3.5, 3.9, 4.2, ProLine .....	PLI019	\$ 239.00
Series II, IIA & III 2.25L 4 Cylinder models, ProLine .....	PLE143	\$ 119.00
V8 Module Amplifier, 3 Pin, ProLine .....	PLI024	\$ 73.45
V8 Vacuum Unit, ProLine .....	PLI009	\$ 79.45

## Ignition Condenser

### Series 2.25 litre

Early Lucas .....	RNE613	\$ 4.87
Late Lucas, red or blue point sets .....	RNF229	\$ 5.23
Ducellier type .....	PLF228	\$ 2.42
2.6 litre 6 Cylinder, 3.5 litre V8 .....	RNE613	\$ 4.87



## Ignition Point Sets

### 4 Cylinder and 6 Cylinder Early Lucas Points

Condenser and low tension lead ends slide over the round post and are "Sandwiched" between the points spring and plastic isolator. A single nut tightens these on the post.....RNE595 \$ 7.69

### 4 Cylinder Late Lucas (red)

Combination low tension / condenser lead clips onto the "Shepard Hook" end of the points spring.....RNE637 \$ 6.39  
4 Cylinder Late Lucas (red), ProLine.....PLE637 \$ 3.99

### 4 Cylinder Late Lucas (blue)

Similar as preceding, but blue. Known as sliding points.....RNF232 \$ 14.50

### 4 Cylinder Ducellier

Two-piece points. Low tension lead attached by moving contact. Condenser mounted on outside of distributor.....PLF231 \$ 4.95

### 24 volt FFR (Fitted for Radio)

Points set Military 2.25 litre (not pictured).....RNF230 \$ 39.98

### V8 3.5 Litre

Sliding point set.....PLI738 \$ 6.99  
Non-sliding point set.....RND074 \$ 17.50



RNE595



RNE637



RNF232



RNF231




PLI738



RND074

PLI006



## Ignition Wire Sets

4 Cylinder Series II, IIA push-in style, Genuine.....	RNC524	\$ 14.95
4 Cylinder Series III push-in style, Genuine.....	RNC960	\$ 69.07
4 Cylinder Series III push-in style, ProLine.....	PLC960	\$ 12.99
4 Cylinder Series III push-in style, Lucas.....	PLC960L	\$ 19.50
6 Cylinder, 2.6 ltr, Series III .....	RNC957	\$ 44.08
V8, 3.5, 3.9 litre, Genuine.....	RNI004	\$ 69.95
V8, 3.5, 3.9 litre, ProLine .....	PLI004	\$ 29.95
V8, 4.2 litre 1995 Range Rover Classic LWB, Genuine.....	RNI005	\$ 119.00
V8, Gems, 4.0 litre, 1995-1999, Discovery I, Range Rover P38A, Defender 4.0, Genuine.....	RNI006	\$ 119.80
V8, Gems, 4.0 litre, 1995-1999, Discovery I, Range Rover P38A, Defender 4.0, ProLine.....	PLI006	\$ 49.50
V8, Bosch 1999-2004, Range Rover P38A, Discovery II, Genuine .....	RNI007	\$ 187.95
V8, Bosch 1999-2004, Range Rover P38A, Discovery II, ProLine.....	PLI007	\$ 43.50

## Distributor Caps

### Sold separately

1. 4 Cylinder Series II, IIA with screw-in wire ends, Genuine .....	RNC603	\$ 26.50
2. 4 Cylinder Series IIA, III Early Lucas, push-in, ProLine .....	PLC437	\$ 11.75
3. 4 Cylinder Late Lucas, Genuine.....	RNE596	\$ 15.99
4 Cylinder Late Lucas, ProLine .....	PLE596	\$ 6.90
4. 4 Cylinder Ducellier Type Cap, ProLine .....	PLF185	\$ 7.90
4 Cylinder Military 24 volt FFR, Genuine.....	RNC767	\$ 196.00
6 Cylinder, ProLine .....	PLC628	\$ 9.80
V8, Genuine .....	RNI001	\$ 56.50
V8, Lucas, ProLine .....	PLI001	\$ 18.50



1



2



3



4

## Distributor Rotors

### Sold separately

1,2. Early Lucas, ProLine .....	PLE633	\$ 5.95
3. Late Lucas, ProLine.....	PLE634	\$ 4.75
4. Ducellier Type Cap, Genuine .....	RNF186	\$ 5.90
6 Cylinder, Genuine.....	RNF178	\$ 4.79
V8, Genuine .....	RNI002	\$ 39.50
V8, ProLine.....	PLI002	\$ 8.50

## Oxygen Sensors

### Defender

3.9 V8, OBD1 front, 2 req, ProLine .....	PLE029	\$ 136.45
4.0 V8, OBD2 Heated, 4 required, front and rear, Genuine.....	RND292	\$ 499.95
4.0 V8, OBD2 Heated, 4 required, front and rear, ProLine .....	PLD292	\$ 129.95

### Discovery I

3.9 V8, OBD1, 2 required, ProLine .....	PLE029	\$ 136.45
4.0 V8 w/AEL, OBD2 Heated, 4 required, front and rear, Genuine .....	RND292	\$ 499.95
4.0 V8 w/AEL, OBD2 Heated, 4 required, front and rear, ProLine .....	PLD292	\$ 129.95
4.0 V8 w/o AEL, OBD2, 4 required, front and rear, Genuine .....	RND290	\$ 399.95
4.0 V8 w/o AEL, OBD2, 4 required, front and rear, ProLine.....	PLD290	\$ 139.00

### Discovery II

V8, OBD2, 2 required, front, Genuine .....	RNE910	\$ 199.95
V8, OBD2, 2 required, front, ProLine .....	PLE910	\$ 82.50
V8, OBD2, 2 required, rear, Genuine .....	RNE892	\$ 189.95
V8, OBD2, 2 required, rear, ProLine .....	PLE892	\$ 89.95

### Range Rover Classic

3.5, 3.9, 4.2 litre V8, OBD1 front, 2 required, ProLine .....	PLE029	\$ 136.45
---	--------	-----------

### Range Rover P38A

1995-'97 to VA350101, OBD2, 4 required, Genuine .....	RND290	\$ 399.95
1995-'97 to VA350101, OBD2, 4 required, ProLine.....	PLD290	\$ 139.00
1997-'98 from VA350101 to WA410481, OBD2 Heated, 4 required, front and rear, Genuine.....	RND292	\$ 499.95
1997-'98 from VA350101 to WA410481, OBD2 Heated, 4 required, front and rear, ProLine .....	PLD292	\$ 129.95
1999-'02 from XA410482, OBD2, 2 required, rear, Genuine.....	RNE892	\$ 189.95
1999-'02 from XA410482, OBD2, 2 required, rear, ProLine .....	PLE892	\$ 89.95
1999-'02 from XA410482, OBD2, 2 required, front, Genuine .....	RNE893	\$ 199.95
Range Rover L322, rearward, Genuine .....	RNI334	\$ 199.95



## Discovery II Hub Assembly with Sensor

### Discovery II 1999-2004.

Includes bearings, ABS sensor.

Front hub assembly .....	PLD676	\$ 379.00
Rear hub assembly.....	PLD694	\$ 321.00



## U-Joint Kits

### Series II, IIA, III

Front & rear, 2 15/16" from cap top to cap top, Genuine .....	RNE598	\$ 44.90
Front & rear, 2 15/16" from cap top to cap top, ProLine.....	PLE598	\$ 18.95
Front & rear, 3 7/32" from cap top to cap top, Genuine .....	RNE604	\$ 58.24
Discovery I, Range Rover Classic, Front or rear, Genuine .....	RNF411	\$ 69.00
Discovery I, Range Rover Classic, Front or rear, ProLine .....	PLE598	\$ 18.95
Defender 90, Front, Genuine .....	RNF411	\$ 69.00
Defender 90, Front or Rear, ProLine .....	PLE598	\$ 18.95
Defender 90, Rear, Genuine.....	RNE611	\$ 54.99
Defender 110, Front or rear, Genuine.....	RNE611	\$ 54.99
Defender 110, Front or rear, ProLine .....	PLE598	\$ 18.95




## Rear Driveshaft Flex Couplers

### Range Rover Classic 1995

### Discovery I & II

Flex Coupler for rear drive shaft, with hardware, Genuine.....	RND196	\$ 110.95
Flex Coupler, with hardware, OEM, ProLine .....	PLD196	\$ 69.50



## Drive Shafts

Discovery I Rear Drive Shaft Update Kit replaces Flex Coupler Drive Shaft with Twin U-Joint type. Includes new rear Drive Shaft and

4 bolt Differential Flange kit, ProLine.....



### New Drive Shaft Assemblies with U-Joints

Series II, IIA, III, front, 88 & 109, ProLine.....	PLF315	\$ 159.95
Series II, IIA, III 88, rear, ProLine.....	PLE189	\$ 178.45
Series II, IIA 109, rear, ProLine.....	PLF358	\$ 178.45
Defender 90 V8, rear, ProLine.....	PLE201	\$ 199.00
Defender 110, front, ProLine.....	PLF410	\$ 258.00
Defender 110, 4 Cyl up to 1999, rear, ProLine .....	PLE217	\$ 251.95
Discovery II, front, 1999-2004, ProLine .....	RND665HD	\$ 379.00
Discovery II, front, 2003-2004 4.6 litre, ProLine .....	RND665HD	\$ 379.00
Discovery I & Range Rover Classic 100 inch, rear, ProLine .....	PLD473	\$ 199.00

## Thermostats

### 2.25, 2.6 Petrol and Diesel Series IIA-III

Thermostat 74 C / 165 F, Genuine .....	RNC276	\$ 49.50
Thermostat 74 C / 165 F, ProLine.....	PLC276	\$ 9.95
Thermostat 82 C / 179 F, Genuine .....	RNC580	\$ 47.95
Thermostat 82 C / 179 F, ProLine.....	PLC580	\$ 8.95
Thermostat, 2.6 Litre, Genuine .....	RNC421	\$ 16.10

### V8 Discovery I, Range Rover Classic, Defender

Thermostat 82 C / 179 F, Genuine .....	RNH386	\$ 14.99
Thermostat 82 C / 179 F, ProLine.....	PLH386	\$ 4.74
Thermostat 88 C / 190 F, Genuine .....	RNC047	\$ 12.50

2.5 NA Diesel Defender, Thermostat 75°C / 165 F.....

2.5 NA Diesel Defender, Thermostat 82°C / 179 F, Genuine.....	RNH386	\$ 14.99
2.5 NA Diesel Defender, Thermostat 82°C / 179 F, ProLine .....	PLH386	\$ 4.74

### Thermostat Assemblies

V6 Freelander Thermostat assembly .....	RNL472	\$ 92.72
---	--------	----------

### V8 Discovery II 1999-2004

Thermostat assembly, Genuine .....	RND564	\$ 39.91
Thermostat assembly, ProLine .....	PLD564	\$ 28.50

### V8 Range Rover P38A 1995-2002

Thermostat assembly, Genuine .....	RND211	\$ 109.50
Thermostat assembly, ProLine .....	PLD211	\$ 49.86

### V8 Range Rover L322 2003-2010

4.4ltr. 2003-'05, BMW Engine, thermostat assembly, Genuine .....	RNJ993	\$ 153.21
4.4, 4.2ltr. Supercharged, 2006-'09 thermostat assembly, Genuine.....	RNJ330	\$ 39.20
4.4ltr., O-ring seal, thermostat housing, Genuine .....	RNN217	\$ 5.66

### Thermostat Gaskets 2.25 Petrol and Diesel Series IIA-III

Top thermostat gasket, ProLine.....	PLC245	\$ 0.83
Top O-ring seal, Genuine.....	RNC248	\$ 1.73
Bottom thermostat gasket, ProLine.....	RNB573	\$ 3.66
Side by-pass gasket, Genuine .....	RNC738	\$ 2.78
V8 Discovery I, RRC, Defender Thermostat gasket, Genuine .....	RNC046	\$ 3.96
2.5 NA Diesel Thermostat gasket, Genuine.....	RNH387	\$ 3.69
200Tdi Defender Thermostat, Genuine.....	RNL141	\$ 20.59
200Tdi Diesel Thermostat gasket, Genuine .....	RNH387	\$ 3.69
300Tdi Defender Thermostat, Genuine.....	RNL137	\$ 19.85

### Thermostat Kits

2.25 Petrol Series IIA-III. Kits include o-ring, upper and lower gaskets and thermostat

Thermostat Kit 74 C / 165 F .....	RNK1574	\$ 48.50
Thermostat Kit 74 C / 165 F.....	PLK1574	\$ 12.99
Thermostat Kit 82 C / 179 F.....	RNK1582	\$ 47.50
Thermostat Kit 82 C / 179 F.....	PLK1582	\$ 14.99
Thermostat Kit V8, RRC '87-'95, Discovery I, Defender .....	RNK167	\$ 11.95

Discovery II  
PLD495




## NEW Radiators

2.25 Litre, Series II-III 4 core style radiator requires top hose RNC510 and bottom hose PLE407 when fitting to Series II-IIA, Genuine.....	RNC513	\$ 544.47
2.25 Litre, Series II-III 4 core style radiator requires top hose RNC510 and bottom hose PLE407 when fitting to Series II-IIA, ProLine.....	PLC513	\$ 298.00
<b>Discovery I 1994-1999</b>		
with automatic transmission, Genuine.....	RNC062	\$ 699.00
3.9 Litre V8, ProLine.....	PLC019A	\$ 498.00
Plastic Fill Plug, Radiator, Genuine.....	RNC997	\$ 3.49
Washer, For Plastic Fill Plug, Genuine.....	RNC996	\$ 2.92
<b>Range Rover Classic 1987-1995</b>		
1987-1988, Radiator, ProLine.....	PLC020	\$ 459.00
1993-1995, Radiator, Genuine.....	RNC062	\$ 699.00
1989-1995, Radiator, ProLine.....	PLC019A	\$ 498.00
Plastic Fill Plug, Radiator, Genuine.....	RNC997	\$ 3.49
Washer, For Plastic Fill Plug, Genuine.....	RNC996	\$ 2.92
<b>Range Rover P38A</b>		
Range Rover P38A Radiator Assembly, 1995-'98, Genuine.....	RND357	\$ 449.17
<b>Defender 1993-1997</b>		
NAS 90/110 V8 Radiator Assembly, Genuine.....	RNE130	\$ 629.00
Defender 300 Tdi Radiator with intercooler, ProLine.....	PLD500	\$ 548.00
Defender 300 Tdi Radiator, ProLine.....	PLH255	\$ 359.00
Defender 200 Tdi Radiator, ProLine.....	PLD496	\$ 269.00
<b>Discovery II 1999-2004</b> Radiator, ProLine.....	PLD495	\$ 279.00
<b>Range Rover 2002 on L322 4.4 Litre, ProLine.....</b>	PLI516	\$ 299.00
Radiator Assembly, 1999-'02.....	PLI759	\$ 299.00

## NEW Water Pumps with Gasket

<b>Series IIA, III 1961-1984</b>		
2.25 litre petrol, diesel, Genuine.....	RNF334	\$ 148.00
2.25 litre petrol, diesel, ProLine.....	PLF334	\$ 49.50
Rebuild kit for 2.25 water pumps.....	PLE587	\$ 34.95
<b>Defender 90/110 1993 - 2006</b>		
1993-1995 NAS, Water Pump, Genuine.....	RNC011	\$ 239.95
'93-1995 NAS, Water Pump, ProLine.....	PLC011	\$ 89.00
'97 D90 NAS, Water Pump, Genuine.....	RNC052	\$ 296.00
'97 D90 NAS, Water Pump, ProLine.....	PLC052	\$ 89.50
200 Tdi diesel, Water Pump, Genuine.....	RNH257	\$ 258.00
200 Tdi diesel, Water Pump, ProLine.....	PLH257	\$ 89.00
300 Tdi diesel, Water Pump, Genuine.....	RNH258	\$ 98.99
4 Cylinder, Defender 90/110, Genuine.....	RNI847	\$ 251.89
4 Cylinder, Defender 90/110, ProLine.....	PLI847	\$ 149.50
Td5 diesel, Water Pump, Genuine.....	RNH360	\$ 148.60
<b>Discovery I 1994-1999</b>		
Water Pump, Genuine.....	RNC052	\$ 296.00
Water Pump, ProLine.....	PLC052	\$ 89.50
<b>Discovery II 2000-2002</b>		
Water Pump, Genuine.....	RNC052	\$ 296.00
Water Pump, ProLine.....	PLC052	\$ 89.50
<b>Range Rover Classic 1987-1995</b>		
'87-1994, Water Pump, Genuine.....	RNC011	\$ 239.95
'87-1994, Water Pump, ProLine.....	PLC011	\$ 89.00
'95, Water Pump, Genuine.....	RNC052	\$ 296.00
'95, Water Pump, ProLine.....	PLC052	\$ 89.50
<b>Range Rover P38A 1995-2002</b>		
'95-2002, Water Pump, Genuine.....	RNC052	\$ 296.00
'95-2002, Water Pump, ProLine.....	PLC052	\$ 89.50



**Hylomar Gasket Sealer**  
Official sealer used by  
Land Rover during assembly.  
Supplied in 3.5 oz. tubes.....



.....RNA681 \$ 10.95



RNK1609

## Stop Leaks!

### Complete Cooling System Kits

**We only recommend genuine hoses.** There is a dramatic difference in quality!  
Includes: Genuine radiator hoses, heater hoses, expansion tank hoses, thermostat, gasket and all necessary clamps.

#### Range Rover Classic

Cooling System Kit, Range Rover Classic 1987-'88.....	RNK1601	\$ 209.00
Cooling System Kit, Range Rover Classic 1989.....	RNK1602	\$ 241.44
Cooling System Kit, Range Rover Classic 1990-'94.....	RNK1603	\$ 299.00
Cooling System Kit, Range Rover Classic, 4.2L 1993-'94.....	RNK1604	\$ 319.00
Cooling System Kit, Range Rover Classic 1995.....	RNK1608	\$ 249.00

#### Range Rover P38A

Cooling System Kit, Range Rover P38A up to VIN XA30701.....	RNK1610	\$ 319.95
Cooling System Kit, Range Rover P38A from VIN YA30702.....	RNK1610A	\$ 390.00

#### Discovery I

Cooling System Kit, Discovery I w/A.E.L.....	RNK1607	\$ 279.00
Cooling System Kit, Discovery I w/o A.E.L.....	RNK1606	\$ 299.00

#### Discovery II

Cooling System Kit, Discovery II (shown above).....	RNK1609	\$ 329.00
---	---------	-----------



RNK1618

## Radiator Hose Kits

**We recommend only using genuine hoses when it's time to replace yours.**  
Don't settle for lower quality imitations. Includes: Genuine top and bottom radiator hoses, manifold jacket hoses, and all necessary clamps.

#### Range Rover Classic

Radiator Hose Kit, Range Rover Classic, 1989.....	RNK1612	\$ 129.00
Radiator Hose Kit, Range Rover Classic, 3.9L 1990-'94.....	RNK1613	\$ 149.00
Radiator Hose Kit, Range Rover Classic, 4.2L 1993-'94.....	RNK1614	\$ 179.95
Radiator Hose Kit, Range Rover Classic, 4.2L 1995.....	RNK1617	\$ 159.00

#### Range Rover P38A

Radiator Hose Kit, Range Rover P38A, up to VIN XA430701.....	RNK1619	\$ 199.95
Radiator Hose Kit, Range Rover P38A, from VIN YA430702.....	RNK1619A	\$ 290.00

#### Discovery

Radiator Hose Kit, Discovery I, 1995-'99.....	RNK1616	\$ 169.00
Radiator Hose Kit, Discovery I w/EVAP Loss System, 1995-'99.....	RNK1618	\$ 189.00



Series II, IIA, III

# Series Interior

Available Trim and Fabric Choices

**Elephant Hide Vinyl**  
Series Models  
1959 - 1967

**Black Vinyl**  
Series Models  
1968 - 1984



EX4126

## Rear Jump Seat

Twill Vinyl.....	EX4128	\$ 219.00
Black Vinyl.....	EX4126	\$ 219.00
Elephant Hide Vinyl ..	EX4138	\$ 238.00
Car Denim NAS.....	RJS1000NAS	\$ 199.00



## Middle Row Seats

For 109" and early 110 Station Wagons fitted with 3 individual second row seats (seat belts not included). See page 25 for complete seat belt listings.



EXT351BV

EXT350BV

## Outer High Back Seat

<b>Outer High Back Seat</b> , includes bottom and back, Black Vinyl.....	EXT350BV	\$ 229.00
Outer High Back Seat, includes bottom and back, Twill Vinyl .....	EXT350DT	\$ 249.00
Outer High Back Seat, includes bottom and back, Dark Grey Vinyl.....	EXT350DGV	\$ 229.00
Outer High Back Seat, includes bottom and back, Elephant Hide.....	EXT350EHG	\$ 269.00
Outer High Back Seat, includes bottom and back, Car Denim NAS .....	EXT350NAS	\$ 269.00

## Middle Low Back Seat

<b>Middle Low Back Back Seat</b> , includes bottom/back, Black Vinyl.....	EXT351BV	\$ 229.00
Middle Low Back Back Seat, includes bottom/back, Twill Vinyl .....	EXT351DT	\$ 239.00
Middle Low Back Back Seat, inc. bottom/back, Dark Grey Vinyl .....	EXT351DGV	\$ 229.00
Middle Low Back Back Seat, inc. bottom/back, Elephant Hide .....	EXT351EHG	\$ 269.00
Middle Low Back Back Seat, inc. bottom/back, Car Denim NAS.....	EXT351NAS	\$ 259.00



RNA4600



EX2831

Above: Middle door 109" Series IIA restored by Lanny Clark, sold by Orvis.

## Series Interior Trim

<b>Front Door Interior Trim Set</b> , Series IIA, III, RH+LH, Black Vinyl.....	RNA4600	\$ 280.45
Front Door Interior Trim Set, Series IIA, III, RH+LH, Elephant Hide .....	EX6284	\$ 345.00
<b>Middle Door Panel Upper</b> 109", RH, Black Vinyl.....	EX2769	\$ 42.29
Middle Door Panel Upper 109", LH, Black Vinyl .....	EX2764	\$ 42.29
Middle Door Panel Upper 109", RH, Elephant Hide Vinyl.....	EX6273	\$ 47.95
Middle Door Panel Upper 109", LH, Elephant Hide Vinyl.....	EX6272	\$ 47.95
<b>Middle Door Panel Lower</b> 109", RH, Black Vinyl.....	EX2831	\$ 49.50
Middle Door Panel Lower 109", LH, Black Vinyl.....	EX2820	\$ 49.50
Middle Door Panel Lower 109", RH, Elephant Hide Vinyl.....	EX6281	\$ 64.50
Middle Door Panel Lower 109", LH, Elephant Hide Vinyl .....	EX6280	\$ 64.50
<b>Rear Door Interior Trim</b> , Series IIA, III, Black Vinyl .....	EX2836	\$ 54.00
Rear Door Interior Trim, Series IIA, III, Elephant Hide Vinyl .....	EX6282	\$ 79.50


## Rear Seats



EX6861

## Rear Side Bench Seat Kits, Series II, IIA, III

<b>Rear Bench Seat Kit</b> , Elephant Hide Vinyl, Galvanized Frame .....	EX6877	\$ 248.00
Rear Bench Seat Kit, Black Vinyl, Galvanized Frame .....	EX6861	\$ 229.00
Rear Bench Seat Kit, Black Vinyl, Black Frame .....	PLB711	\$ 129.00
<b>Bottom Cushion</b> , Black Vinyl .....	PLB708	\$ 48.20
Bottom Cushion, Elephant Hide Vinyl.....	EX5948	\$ 69.50



RNK8211

## Pedal Pad Sets

Series II, IIA, III .....	RNK8211	\$ 28.95
Defender Manual.....	RNK8225	\$ 22.50
Defender Automatic Transmission, 1997.....	RNK8226	\$ 49.80



EX9969



## Seat Heater Kits

Sold in pairs. Includes wiring loom & Hi / Low Switches. Easy to install.  
EX9969 \$ 139.00



Series II, IIA, III

# Series Interior

Available Trim and Fabric Choices

Elephant Hide Vinyl  
Series Models  
1959-1967

Black Vinyl  
Series Models  
1968-1984



## Series Trakkers Extrem Hi-Back Seat Assembly

Direct replacement for Series II-III front driver seat.

- Black Vinyl** seat bottom & back w/pocket.....EX4949 Each \$ 279.00
- Elephant Hide** seat bottom & back w/pocket.....EXT370EHG Each \$ 329.00



EX4949



EX6616K

### Basic Black Vinyl Seats

- Bottom cushion, Driver/Pass**.....EX8622 \$ 68.00
- Bottom cushion, Center**.....EX2252 \$ 47.00
- Back cushion, Driver/Pass**.....EX442 \$ 84.50
- Back cushion, Center**.....EX2308 \$ 98.50
- Front Seat Set**.....EX6616K \$ 389.00



EX6629

### Elephant Hide Vinyl

- Bottom cushion, Driver/Pass**.....EX8625 \$ 79.50
- Bottom cushion, Center**.....EX2255 \$ 74.95
- Back cushion, Driver/Pass**.....EX444 \$ 108.00
- Back cushion, Center**.....EX2311 \$ 98.60
- Front Seat Set**.....EX6629 \$ 519.00

Seat belts sold separately.



EX11645K

### Deluxe Black Vinyl Seats

- Bottom cushion, Driver/Pass**.....EX2182 \$ 65.80
- Bottom cushion, Center**.....EX2196 \$ 62.50
- Back cushion, Driver/Pass**.....EX2168 \$ 79.50
- Back cushion, Center**.....EX2210 \$ 74.50
- Deluxe Front Black Vinyl Set**.....EX11645K \$ 399.00

EX11645K



DEFENDER

# Defender Interior

Genuine Defender Interior



**Genuine 2012 Defender Puma Leather Steering Wheel.** Fits all Defender models, 1993 on .....**RNN961 \$ 479.00**  
**Genuine Cubby Box.....RNN962 \$ 299.00**



RNN962

RNK081

## Puma X-Tech Seats

**Genuine 2012 Defender X-Tech** black leather, cloth faced seat assembly.



Genuine Parts

Fits Defender 1984 - 2012. Black leather sides and back with cloth facing. Larger and more comfortable, includes head rest, adjustable seat frame and rear pocket. Equipped with bottom and back heater elements. For front 2 seat heater harness set with switches use RNK082.

Drivers Side, LH.....**RNK081 \$ 1299.00**  
Passenger Side, RH.....**RNK080 \$ 1299.00**  
Heater Harness .....**RNK082 \$ 149.95**



DEFENDER

# Defender Interior

Available Trim and Fabric Choices - Standard Defender Seats

**XS Black Rack - Cloth**  
Center Seat Back and Sides  
Black Leather

**Twill Vinyl**  
1995 NAS Soft Top,  
& 1997 Station Wagons

**Dark Grey Vinyl**

**Car Denim Vinyl**  
1994 NAS Models  
& 1997 Soft Tops

**Moorland Cloth Faced**  
1993 & 1995 90/110  
NAS Station Wagons

**Black Leather**



# Happy Holidays!



## Defender Front Seat Bottom Cushion

<b>PLF495</b>	
<b>Twill Vinyl</b> bottom cushion Driver/Pass.....	EX9975 \$ 136.00
<b>Car Denim Vinyl</b> bottom cushion Driver/Pass.....	PLF495 \$ 148.00
<b>Dark Grey Vinyl</b> bottom cushion Driver/Pass.....	EX9974 \$ 139.00
<b>Moorland Cloth</b> bottom cushion Driver/Pass, Genuine...	RNF494 \$ 469.00
<b>Black Vinyl</b> , Driver/Pass.....	EX9973 \$ 119.00



EX9605NAS

## Standard Defender Seat With Rear Pocket

<b>Twill Vinyl</b> seat assembly, RHF.....	EX9705 \$ 599.95
<b>Twill Vinyl</b> seat assembly, LHF.....	EX9721 \$ 599.95
<b>Moorland Cloth</b> , LHF.....	RNK084 \$ 899.00
<b>Moorland Cloth</b> , RHF.....	RNK083 \$ 899.00
<b>Car Denim Vinyl</b> seat, NAS, RHF.....	EX9606NAS \$ 599.95
<b>Car Denim Vinyl</b> seat, NAS, LHF.....	EX9605NAS \$ 599.95
<b>Black Leather</b> seat, RHF.....	EX9718 \$ 789.00
<b>Black Leather</b> seat, LHF.....	EX9734 \$ 789.00
<b>Dark Grey Vinyl</b> seat, RHF.....	EX9704 \$ 599.95
<b>Dark Grey Vinyl</b> seat, LHF.....	EX9720 \$ 599.95



EX9605NAS



Genuine Parts

## Genuine 2012 Land Rover Defender Puma X-Tech Seats

Black leather, cloth faced seat assembly.

Fits Defender 1984 - 2012. Black leather sides and back with cloth

facing. Larger and more comfortable, includes head rest, adjustable seat frame and rear pocket. Equipped with bottom and back heater elements. For front 2 seat heater harness set with switches use RNK082. Shown installed on page 56.

Black Leather, LH.....	RNK081 \$ 1299.00
Black Leather, RH.....	RNK080 \$ 1299.00
Heater Harness.....	RNK082 \$ 149.95

RNK081



EX11858

## Front Seat Trim Kit Defender 90, 110

<b>Front Seat Trim Kit</b> , Twill Vinyl.....	RNA5600 \$ 169.00
<b>Front Seat Trim Kit</b> , Dark Grey Vinyl, Genuine.....	RNS569 \$ 129.00
<b>Front Seat Trim Kit</b> , Black Leather.....	EX11858 \$ 359.00
<b>Front Seat Trim Kit</b> , Car Denim Vinyl.....	EXT315NAS \$ 189.00
<b>Front Seat Trim Kit</b> , Black Vinyl.....	EX6324 \$ 161.00

## Middle Seat Trim Kit

<b>Middle Seat Trim Kit</b> , Defender 110 NAS, 60/40 Retrim Cover Kit	
<b>Moorlands Cloth</b> .....	EX3675 \$ 399.50

**Super Low Prices!**



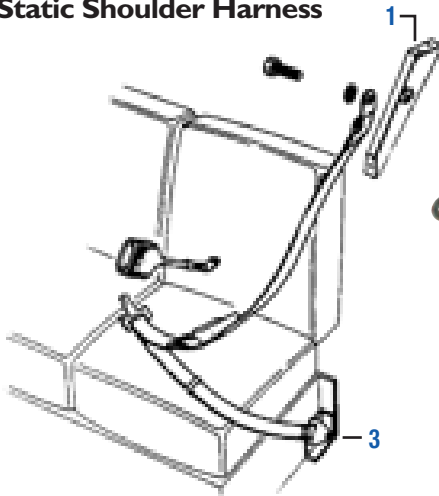
EXT010-5

## Defender Seat Risers

Increase your legroom for comfort by adding these seat risers. Quick and easy adjustment of seat height and tilt. Substantial powder coated steel frame. Fits driver or passenger side. Includes fitting instructions, bolts and Allen key. Fits existing Defender seat frame and runners (riser kit for one seat) **EXT010-5 \$ 188.00**



**Static Shoulder Harness**



**Static Shoulder Harness Kit**

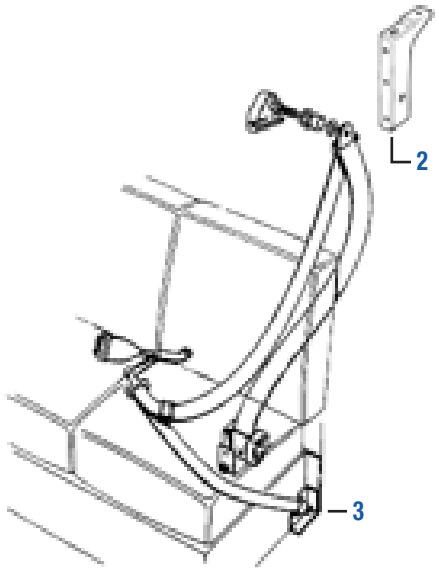
3 Point Series IIA & III, RH or LH PLF353 \$ 61.95



**Upper Defender Seat belt Bracket for Hard Tops**

Upper RH RNC112 \$ 8.41  
Upper LH RNC113 \$ 8.54

**Inertia Shoulder Harness**



**Genuine Inertia Shoulder Harness Kit**

Includes bottom mounting bracket.

RH front, Defender RNI873 \$ 200.16  
LH front, Defender RNI874 \$ 200.16

**Inertia Shoulder Harness Kit**

Series & Defender LH or RH reel, buckle & hardware. PLF370 \$ 79.95



**Upper Series Seatbelt Bracket for Hard Tops**

Upper RH RNB963 \$ 48.95  
Upper LH RNB964 \$ 48.95

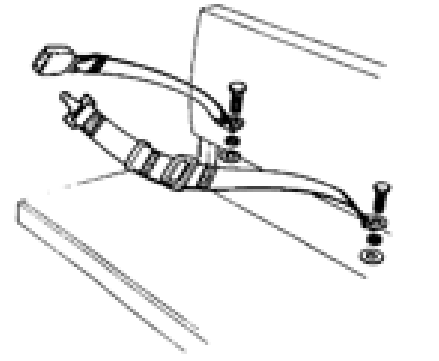


**Bottom Series & Defender Seat Belt Bracket**

Bottom RH RNB898 \$ 29.80  
Bottom LH RNB899 \$ 29.80



**Static & Inertia Lap Belts**



**Static Lap Belt**

Series & Defender PLF234 \$ 44.39  
Genuine (not shown) RNF234 \$ 103.89



**Inertia Retractable Lap Belt**

Series & Defender PLF234R \$ 52.45



**MANTEC**  
specialist vehicle equipment

Defender  
Cubby Box, Genuine  
RNN962 \$ 299.00



**TUFFY**  
SECURITY  
PRODUCTS

**Tuffy Security Box Stereo Console**

This convenient 16-gauge steel security console has 2 compartments, a separate compartment for mounting a stereo, CB Radio, or other electronic equipment, and a lockable rear storage space lined with a rubber floor mat. The spacious rear compartment accommodates a CD changer, tools, and other valuables. Requires mounting package (listed below) specifically designed for Land Rover Defender 90, RNA1702, years up to '95, does not fit 1997 Defender 90 automatic. Will fit Series Land Rover models.

- Tuffy Security Box with Stereo Console, Black.....RNA1701 \$ 319.00
- Tuffy Security Box with Stereo Console, Charcoal.....RNA1703 \$ 299.99
- Tuffy Security Box Stereo Console, Black and Mounting Kit.....RNA1700 \$ 329.00
- Tuffy Drink Holder, Black 4.5" x 7.875" .....RNA1704 \$ 39.95
- Tuffy Mounting Kit, Series, Defender .....RNA1702 \$ 14.95

**Cubby Boxes**

**Exmoor Trim Cubby Boxes**

**Sturdy Defender Cubby box** with padded lid and vinyl trimmed wooden body, twin cup holder and carpet lined inside, brass locking stay and hinges on lid & screw fixings supplied. Will fit all Land Rovers from Series one to the brand new Defender (except '97 auto).

- Cubby Box Non-locking, Denim Twill .....EXT015DT \$ 149.00
- Cubby Box Non-locking, Black Vinyl.....EXT015BV \$ 149.00
- Cubby Box Non-locking, Grey Vinyl .....EXT015GV \$ 149.00

**Mantec Security Box**

The Mantec Security Box is designed for expedition use to store basic valuables and documents and has a black padded lid fitted with hinge and retaining chain. The main body is built in steel finished in black polyester powder and anti dust seal. Its strongest feature is the 3 point locking mechanism, specially designed to be resistant to levers. 2 keys are supplied. Height of 330mm, length 500mm and 280mm wide.

Mantec Security Box, Series & Defender.....RNA1114 \$ 399.00



RNA2103

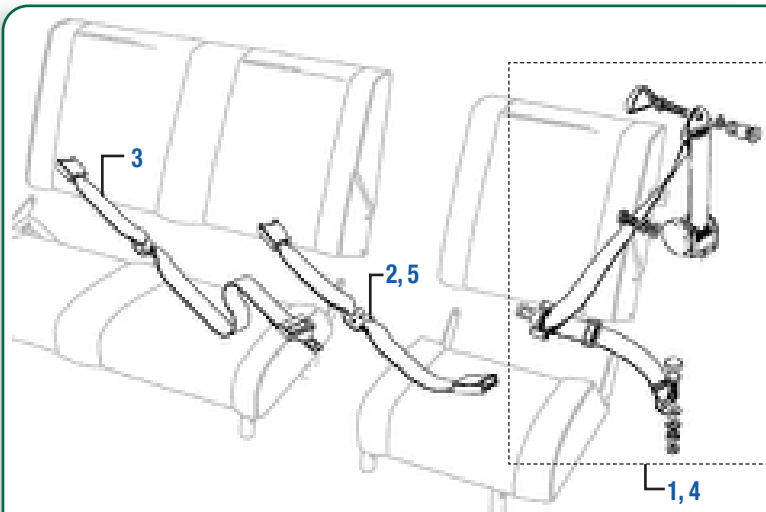


RNA2104

**Interior Mesh Map Storage Nets**

Available in two sizes, made of ABS plastic.

- Storage Net 14.25" x 7.25" Black.....RNA2104 \$ 29.99
- Storage Net 16.125" x 7.75" Black .....RNA2103 \$



RNN250

**Middle Row Seat Belt Set 109, I10 Station Wagons**

- 1. Reel Assembly w/hardware & instructions, RH & LH, Genuine..RNN250 \$ 196.54
- 2. Middle Lap Double Buckle Assembly, Genuine .....RNN251 \$ 99.80
- 3. Middle Lap Tongue, Buckle Assembly, Genuine.....RNN252 \$ 99.80

**Forward Facing Optional Rear Seat Belts, NAS 90 Soft Top**  
(not shown in illustration)

- 4. Reel Assembly w/hardware & instructions, RH & LH, Genuine..RNN862 \$ 249.00
- 5. Rear Floor Mounted Double Buckle Assembly, Genuine.....RNN863 \$ 244.90

# Happy Holidays!



## Rubber Floor Mats

### Land Rover Rubber Mats

#### Discovery I 1994-1999

Front & Middle Rubber Floor Mat Set  
 Genuine ..... **RNA626 \$ 198.00**  
 Front Mat, ProLine ..... **PLH756 \$ 79.50**  
 Middle Mat, ProLine ..... **PLH756B \$ 79.50**  
 Loadspace Mat w/out Rear A/C,  
 Genuine ..... **RNA674 \$ 179.00**

#### Discovery II 1999-2004

Front Rubber Floor Mat, Pair  
 Genuine ..... **RNA708 \$ 119.00**  
 Front & Middle Rubber Floor Mat Set  
 Genuine ..... **RNA676 \$ 149.00**  
 Rubber Loadspace Mat, Half Length  
 Genuine ..... **RNA683 \$ 178.00**

### Defender SVX

#### Tailgate Rubber Mat

Install a Genuine Land Rover Defender SVX rear tailgate rubber mat on a Series or Defender tailgate or swing gate. Finish this off with a stainless steel treadplate kit PLC828S. Does not include tailgate as shown below right.

**Rear Tailgate Rubber Mat** ..... **RNS260 \$ 119.95**

**Finisher Kit** ..... **RNK2602 \$ 199.80**

**Rear Tailgate Rubber Mat & Finisher Kit** (shown below right) ..... **RNK2601 \$ 299.00**

### Range Rover Classic 1987-1995

Short Wheel Base  
 Front & Middle Rubber  
 Floor Mat Set, Genuine ..... **RNA624 \$ 153.47**  
**Defender**

Defender Rubber Mat Set Front, Pre '07,  
 Genuine (as shown) ..... **RNN213 \$ 148.50**  
 ProLine ..... **RNA051 \$ 99.95**  
 Defender Front Insulated One-Piece  
 Molded Floor Mat, V8, 300Tdi, & TD5, Black  
 Rubber ..... **RNN717 \$ 259.00**  
 Defender 110 SW, Rubber Mat Set Middle  
 Footwell ..... **RNI070 \$ 129.95**  
 Defender 110 SW, Rubber Mat Set Front  
 Footwell ..... **RNI067 \$ 134.95**

### Series Land Rover

Series IIA, III Floor Mat, 109" SW Middle,  
 Genuine ..... **RNB791 \$ 109.32**

RNN213 Defender



### Insulated Rubber Floor Mats

#### Defender

Front Set, 4 Cylinder ..... **EXT0096 \$ 89.50**  
 Front Set, V8 ..... **EXT0097 \$ 89.50**  
 Middle Floor Mat, 110 SW ..... **EXT0094 \$ 79.95**  
 Loadspace, 90 & 110 SW ..... **EXT0091 \$ 129.95**  
 Loadspace, 110 Regular (2 door) ..... **EXT00910 \$ 138.50**


#### Series II-III

Front set ..... **EX844 \$ 109.00**  
 Middle Floor Mat, 109 SW ..... **EXT0094 \$ 79.95**  
 Loadspace ..... **EXT0091 \$ 129.95**

EXT0091

### **NEW** Defender SVX Tailgate Mat Kit

RNK2601



PLC828S

Stainless Steel Treadplate Kit for rear sill on Series and Defender PLC828S \$ 69.99



RNI581 Range Rover 2003-'07

**Range Rover 2003-2009**  
**Front & Middle Rubber Floor Mat Set**  
 2003-'07, Genuine ..... **RNI581 \$ 206.80**  
 2008-'09, Genuine ..... **RNI582 \$ 219.00**  
**Loadspace Mat, Genuine** ..... **RNI583 \$ 228.00**

RNI584 Range Rover Sport 2006-'09

**Range Rover Sport 2006-2009**  
**Rubber Floor Mat Set**  
 2006-'07, Genuine ..... **RNI577 \$ 176.00**  
 2008-'09, Genuine ..... **RNI578 \$ 219.00**  
**Loadspace Mat, Genuine** ..... **RNI584 \$ 190.00**

RNI579 LR3 2005-'09

**LR3 2005-2009**  
**Front & Middle Rubber Floor Mat Set**  
 Genuine ..... **RNI579 \$ 189.00**  
**Loadspace Mat, Genuine** ..... **RNI580 \$ 69.95**  
**Loadspace Mat, For use without**  
**3rd Row Seats, Genuine** ..... **RNL715 \$ 219.47**  
**Loadspace Mat,**  
 Semi ridged, ProLine ..... **RNA319 \$ 99.84**

RNI575 LR2 2008-'09

**LR2 2008-2009**  
**Front & Middle Rubber Floor Mat Set**  
 Genuine ..... **RNI575 \$ 139.00**  
**Rear Loadspace Mat**  
 Genuine ..... **RNI576 \$ 134.00**

# Universal Fit Carpeted Mats

Add an elegant finishing touch to the interior of your vehicle with plush carpets. The 32 oz. premium nylon yarn used is three times heavier than the lower quality factory mats that most vehicles come fitted with. These plush durable mats come with a non-slip backing and include special fasteners.

Available in Land Rover colors, listed by vehicle type below to match the most popular interior colors. Mats are completely washable and come with a 2-year warranty. Allow one to two weeks for delivery.



## Available Colors

### Range Rover Classic

		Saddle	Granite	Bahama	Black	Smokestone	Lt Stone	Dk Granite	Price
(A) Range Rover Classic	1987-89	RNA23S	--	RNA23B	RNA23BK	--	--	--	\$ 119.95
(A) Range Rover Classic SWB	1990-94	RNA24S	RNA24G	RNA24B	--	--	--	--	\$ 119.95
(A) Range Rover Classic LWB	1993-94	RNA25S	RNA25G	RNA25B	--	--	--	--	\$ 119.95
(A) Range Rover Classic	1995	RNA26S	RNA26G	RNA26B	--	--	--	--	\$ 119.95
(A) Range Rover Classic LWB	1995	RNA27S	RNA27G	RNA27B	--	--	--	--	\$ 119.95
(B) Range Rover Classic/County/Cargo	1987-95	RNA28S	--	RNA28B	RNA28BK	--	--	--	\$ 119.95
(B) Range Rover Classic LWB Cargo	1993-95	RNA29S	RNA29G	RNA29B	--	--	--	--	\$ 119.95

### Range Rover P38A 4.0 / 4.6

		Saddle	Granite	Bahama	Black	Smokestone	Lt Stone	Dk Granite	Price
(A) Range Rover 4.0 SE/4.6 HSE	1995-02	RNA45S	--	--	RNA45BK	--	RNA45LS	RNA45DG	\$ 119.95
(B) Range Rover 4.0 SE/4.6 HSE Cargo	1995-02	RNA46S	--	--	RNA46BK	--	RNA46LS	RNA46DG	\$ 119.95

### Discovery I and II

		Saddle	Granite	Bahama	Black	Smokestone	Lt Stone	Dk Granite	Price
(A) Discovery I	1996-98	--	RNA40G	RNA40B	--	--	--	--	\$ 119.95
(B) Discovery I Cargo	1996-98	--	RNA41G	RNA41B	--	--	--	--	\$ 139.99
(A) Discovery II	1999-on	--	--	RNA42B	RNA42BK	RNA42SS	--	--	\$ 149.95
(B) Discovery II Cargo	1999-on	--	--	RNA43B	RNA43BK	RNA43SS	--	--	\$ 119.95
(B) Discovery II Cargo (w/ 3rd seat)	1999-on	--	--	RNA44B	RNA44BK	RNA44SS	--	--	\$ 119.95

## Land Rover Carpet Mats



RNA677 Discovery II front mat - Bahama Beige

## Genuine Luxury Carpet Mats

### Genuine Land Rover Discovery Carpet Mat Sets

Front and rear carpet mat set feature contour perfect tailoring with a deep Wilton pile. Woven in a tough but washable nylon, and incorporating hard wearing heelpads.

Please specify VIN when ordering.

Discovery II, Bahama Beige .....	RNA677	\$ 229.95
Discovery II, Slate Grey .....	RNA689	\$ 239.95
Discovery I, Slate Grey .....	RNA680	\$ 199.72

**SAVE with our lowest pricing!**



## Rear Loadspace Protector Mats

Save your interior loadspace with our custom-fitted mats. Protect your carpet from daily wear and tear. Skid-resistant surface helps prevent cargo from sliding around. 3" lip holds spills and messes. Specify Black, Grey, or Tan.

<b>Discovery I</b>	RNA20BK (black)	RNA20G (grey)	RNA20T (tan)	\$ 139.99
<b>Discovery II</b>	RNA21BK (black)	RNA21G (grey)	RNA21T (tan)	\$ 139.99
<b>RR Classic</b>	RNA19BK (black)	RNA19G (grey)	RNA19T (tan)	\$ 139.99
<b>RR P38A</b>	RNA22BK (black)	RNA22G (grey)	RNA22T (tan)	\$ 139.99

## Heavy Duty Rubber Floor Mats


Truly effective all-season carpet protection you can rely on and much more. **Heavy Duty Universal Fit Rubber Mats** have deeply sculpted channels to trap water, road salt, mud and sand. Hold up to 1 1/2 quarts of water without spilling. These also have patented anti-skid ridges to prevent shifting. Won't curl, crack or harden in sub-zero weather.

### Front Rubber Mats - Pair

Black, RR Classic, RRP38A, Discovery I & II .....	RNA16BK	\$ 69.95
Grey, RR Classic, RRP38A, Discovery I & II .....	RNA16G	\$ 55.60
Tan, RR Classic, RRP38A, Discovery I & II .....	RNA16T	\$ 69.95

### Rear Rubber Mats (for middle floor area)

Black, RR Classic, RRP38A, Discovery I, Defender .....	RNA17BK	\$ 69.95
Grey, RR Classic, RRP38A, Discovery I, Defender .....	RNA17G	\$ 52.45
Tan, RR Classic, RRP38A, Discovery I, Defender .....	RNA17T	\$ 59.95
Black, Discovery II .....	RNA18BK	\$ 59.95
Grey, Discovery II .....	RNA18G	\$ 52.45
Tan, Discovery II .....	RNA18T	\$ 59.95





## Genuine Land Rover Trim for Defender

**A**



### Defender Trim Panel Bulkhead Center

Fits: Defender 90/110 V8 & Tdi  
RNI325 \$ 459.95



**B**



### Front Insulated One Piece Molded Floor Mat

Fits 5-speed manual gearboxes with black plastic transmission tunnel cover. Will not fit 4 cylinder models with aluminum transmission tunnel. Covers front floors and transmission tunnel. Excellent for dampening drive train noise and heat. Highly durable and easy to clean. Land Rover Genuine Part with embossed logo. Made in the UK.  
Fits: Defender V8, 300Tdi & Td5, black rubber. RNN717 \$ 259.00



**D**

### Defender Center Interior Tunnel Cover

Defender Interior Tunnel Cover.  
RNF482 \$ 259.95

**C**

### Defender Insulation Pad Seatbase

Fits: Defender Td5 RNI865 \$ 469.00  
Complete Kit Includes A-C (does not include RNF482) RNK4200 \$ 1222.73

### Series Center Interior Tunnel Cover

Series II, IIA, III, Interior Tunnel Cover, fits 4-cyl, 2.25 liter only, cloth.  
RNC128 \$ 84.95



Made in the USA for Rovers North

### Defender Interior Front Door Panel RH + LH Set

This door panel set is manufactured to fit 2-piece front doors on Land Rover Series III and Defender 90 vehicles fitted with anti-burst door latches. Replicas of the original that are NLA, speaker area is not pre-cut to allow for varying sizes.

Front Door Panel, Includes mounting hardware & instructions.....RNA4700 \$ 379.00  
Interior Door Handle, Defender 90, 110, Genuine, Also fits Series...RNF474 \$ 4.99



RNA2101

### Defender Interior Rear Door Panel, w/Pocket Net

Rear door panel is manufactured in the UK to fit Defender vehicles with anti-burst door latch as shown. Includes mounting hardware & instructions.

Fits: Defender 1983-'02.  
Rear Door Panel, Black .....RNA2100 \$ 199.00  
Rear Door Panel, Dark Grey (shown above) .....RNA2101 \$ 199.00



## Discovery I, II Defender Waterproof Seat Covers

EXT01827SND Discovery II, 60/40 Middle Seat

### Nylon Waterproof Seat Covers

These are manufactured from an exclusive waterproof material that is totally non slip. This means that you won't slide off the seat and the cover won't slide on the seating fabric. All our waterproof seat covers are specifically tailored to fit each seat. This guarantees they will enhance the interior unlike a baggy seat cover. Front covers are a one piece cover with a large rear pocket.

#### Discovery I


Front, Sand Pair.....	EXT01821SND	\$ 109.95
60/40 Middle Seat, Sand .....	EXT01822SND	\$ 129.90

#### Discovery II

Front, Sand Pair.....	EXT01826SND	\$ 238.00
Front, Black Pair.....	EXT01826	\$ 199.95
Front, Grey Pair .....	EXT01826GRY	\$ 199.95
60/40 Middle Seat, Sand .....	EXT01827SND	\$ 299.95
60/40 Middle Seat, Black .....	EXT01827	\$ 299.95
60/40 Middle Seat, Grey .....	EXT01827GRY	\$ 299.95

#### Defender

Front, Grey Pair .....	EXT0182GRY	\$ 99.50
Front, Black Pair.....	EXT0182BLK	\$ 99.50
Defender 110 Station Wagon, 60/40 Middle, Grey.....	EXT0186GRY	\$ 129.00
Defender 110 Station Wagon, 60/40 Middle, Black.....	EXT0186BLK	\$ 129.00
Rear Jump Seat, Grey, Single.....	EXT0187GRY	\$ 49.50
Rear Jump Seat, Black, Single.....	EXT0187BLK	\$ 49.50



RNA711



#### Discovery II

Seat Cover Set - Beige DII Rear Pair Jump Seats .....	RNA717	\$ 198.27
Seat Cover Set - Lightstone Rear Pair Jump Seats .....	RNA720	\$ 157.34
Seat Cover Set - Smokestone Rear Pair Jump Seats .....	RNA713	\$ 199.95
Seat Covers - 60/40 Seat - Beige.....	RNA716	\$ 395.59
Seat Cover Set 60/40 Alpaca .....	RNN861	\$ 394.05
Seat Covers - 60/40 Seat - Light Stone.....	RNA719	\$ 395.59
Seat Covers - 60/40 Seat - Grey.....	RNA712	\$ 379.95
Seat Cover Set - Front Pair Grey Non-Electric.....	RNA711	\$ 239.00
Seat Covers - Front Pair - Grey .....	RNA710	\$ 289.95

#### Defender

Seat Cover Set - Front Pair Defender 90/110.....	RNF372	\$ 259.95
Seat Covers - Rear Jump Defender & Series Grey .....	RNF373	\$ 299.95
Seat Cover Set - Middle Defender 110.....	RNF375	\$ 295.95

#### Range Rover P38A

Seat Covers Rear Pair, RRP38A 4.6 Lightstone .....	RNN859	\$ 453.76
Seat Cover Set - Rear 4.0 Gray.....	RNA685	\$ 441.68
Seat Cover Set - Rear RRP38A Saddle .....	RNA684	\$ 447.95
Seat Cover Set Front 4.0 Light Stone .....	RNN860	\$ 386.22

### Genuine Seat Covers

#### Discovery I

Seat Covers - Discovery I Rear Inward Facing Beige.....	RNA667	\$ 172.83
---	--------	-----------

## Discovery Shift & Brake Lever Boot Gaiter Kit

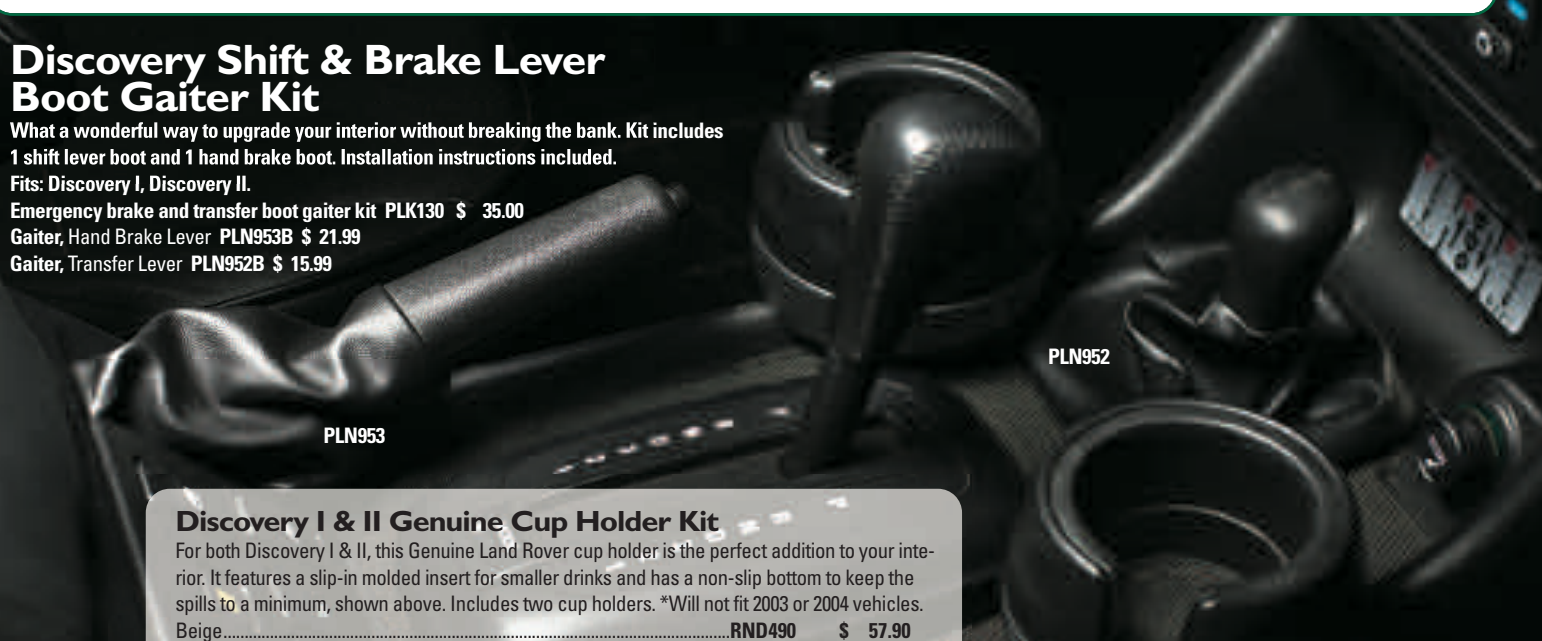
What a wonderful way to upgrade your interior without breaking the bank. Kit includes 1 shift lever boot and 1 hand brake boot. Installation instructions included.

Fits: Discovery I, Discovery II.

Emergency brake and transfer boot gaiter kit PLK130 \$ 35.00

Gaiter, Hand Brake Lever PLN953B \$ 21.99

Gaiter, Transfer Lever PLN952B \$ 15.99



### Discovery I & II Genuine Cup Holder Kit

For both Discovery I & II, this Genuine Land Rover cup holder is the perfect addition to your interior. It features a slip-in molded insert for smaller drinks and has a non-slip bottom to keep the spills to a minimum, shown above. Includes two cup holders. \*Will not fit 2003 or 2004 vehicles.

Beige.....	RND490	\$ 57.90
Smokestone (shown above).....	RND491	\$ 57.90

# Exterior - Series, Defender



## Series II, IIA, III Hoop Sets

88" Hoop Set for Full Canvas **PLF550 \$ 598.00**  
 109" Hoop Set for Full Canvas **PLF549 \$ 659.00**

Looking for more Hoop Sets and Parts?

[www.roversnorth.com/88-hoops](http://www.roversnorth.com/88-hoops)  
[www.roversnorth.com/109-hoops](http://www.roversnorth.com/109-hoops)



PLB754



PLB752

## Series I, II, IIA, III Canvas Soft Tops

Series I 80" Full Canvas, Khaki (green).....	EXT2751KHC	\$ 698.00
<b>Series II, IIA, III 88" Full Canvas</b>		
88" Full Canvas with Side Windows, Black.....	PLB753	\$ 599.00
88" Full Canvas with Side Windows, Sand.....	PLB752	\$ 589.00
88" Full Canvas with Side Windows, Green.....	PLB754	\$ 589.00
88" Full Canvas without Side Windows, Sand.....	PLB748	\$ 559.95
88" Full Canvas without Side Windows, Khaki (green) .....	PLB750	\$ 559.95

<b>Series II, IIA, III 109" Full Canvas</b>		
109" Full Canvas with Side Windows, Black.....	EXT252BKC	\$ 699.00
109" Full Canvas with Side Windows, Sand.....	PLB761	\$ 699.00
109" Full Canvas with Side Windows, Green.....	PLB763	\$ 688.00
109" Full Canvas without Side Windows, Sand.....	PLB756	\$ 679.00
109" Full Canvas without Side Windows, Khaki (green) .....	PLB758	\$ 648.00

<b>Series II, IIA, III 88" 3/4 Canvas</b>		
88" 3/4 Canvas with Side Windows, Black.....	EX3754	\$ 399.89
88" 3/4 Canvas with Side Windows, Sand.....	PLF579	\$ 429.00
88" 3/4 Canvas with Side Windows, Khaki (green) .....	PLB781	\$ 419.95
88" 3/4 Canvas without Side Windows, Sand.....	PLB775	\$ 469.00
88" 3/4 Canvas without Side Windows, Khaki (green) .....	PLB778	\$ 398.00

<b>Series II, IIA, III 109" 3/4 Canvas</b>		
109" 3/4 Canvas with Side Windows, Sand.....	PLB771	\$ 599.00
109" 3/4 Canvas with Side Windows, Khaki (green) .....	PLB773	\$ 580.00
109" 3/4 Canvas without Side Windows, Sand.....	PLB767	\$ 559.00
109" 3/4 Canvas without Side Windows, Green.....	PLB769	\$ 499.00
<b>Canvas treatment.....</b>	<b>CANVAK</b>	<b>\$ 39.95</b>



## Defender 90 Fabric Soft Top, Black

Constructed with superior quality black fabric that will not fade, shrink or crack like the original. Year after year this top will look as good as the day you first put it on. Superior features include: weather secure door seals, heavy duty zippers & large HD Perma-clear windows for improved visibility. An awesome fit on your existing belt rail system, this top ends the headaches of stretching and prying and keeps you dry and happy when the weather is foul. Includes three zip out windows, protective carrying pack and instructions. Made in the USA. **To determine your current style, search part online.**

1994 - '97 Defender 90 Soft Top, Non-Sleeved Style, Black.....	RNA90ST01	\$ 2190.00
1994 - '97 Defender 90 Soft Top, Sleeved Style, Black.....	RNA90ST02	\$ 2190.00
1994 Defender 90 Belt Rail Kit* .....	RNE245	\$ 119.95
1994 Defender 90 Tailgate Bar Kit* .....	RNE246	\$ 139.95

\*The 1994 Defender 90 Soft Top is equipped from the factory with snaps and requires a belt rail and tailgate bar kit to be installed to use this top. 1995 and 1997 Defender 90 Soft top models do not require this kit.

## NEW Defender 90 Fabric Soft Top, Sand



<b>Defender 90 Soft Top, Sand - Full Standard Roll Bars.....</b>	<b>RNA90ST01S</b>	<b>\$2259.00</b>
<b>Defender 90 Soft Top, Sand - Full Style Sleeved Roll Bars.....</b>	<b>RNA90ST02S</b>	<b>\$2259.00</b>

## Defender 90 Soft Tops for Summer



<b>Defender 90 Soft Top - Surrey Style (shown above).....</b>	<b>PLD279</b>	<b>\$ 349.00</b>
<b>Defender 90 Soft Top - Bimini Half Style.....</b>	<b>RNH991</b>	<b>\$ 149.00</b>

# Mirrors

**Series II, IIA, III**  
**6" x 10" Mirror Head**  
 RNF260 \$ 13.99

**5" x 7" Mirror Head**  
 RNF259 \$ 12.50

**Round Mirror Head**  
 PLC633 \$ 12.95 ea

**8 1/2" Mirror Arm**  
 Mounts to wing top & Series IIA hinges  
 with mirror mount. Fits RNF259 & RNF260.  
 ARM2 \$ 14.50

**Interior Mirror**  
 Series II, IIA, III, PLB905 \$ 14.90  
 Defender, RNI505 \$ 49.95



**Discovery II Mirrors**  
 Mirror Glass, LH Flat, Discovery II  
 RNS458 \$ 52.29  
 Mirror Glass, RH Convex, Discovery II  
 RNS459 \$ 83.65




**XX Large 6" x 10" Head**  
 with 11" arm.  
 RNI127 \$ 59.00 ea



**X Large 6" x 10" Head**  
 with 6 1/2" arm  
 RNH716 \$ 42.50 ea

**Defender Convex Mirror Assembly**  
 Standard size 5" x 8", head with 6 1/2" arm, shown above. RNE314 \$ 36.00 ea  
 All of these can be mounted on Series with Defender door hinge kits.  
**Replacement convex mirror head 5 x 8", Defender. RNE315 \$ 55.36 ea**  
**Replacement flat mirror head 5 x 8", Defender. RNF400 \$ 35.95 ea**



**Mirror Kits**  
 Includes mirror and arm, top door hinge, sealing washer, and all hinge bolts.

**Genuine Door Hinge Kits**  
 D90, Series II-III 88" RNK8060 \$ 289.00  
 D110, Series II-III 109" RNK8061 \$ 549.00 ea

**5" x 8" Mirror Kit, LH RNK841L \$ 99.85**  
**5" x 8" Mirror Kit, RH RNK841R \$ 99.85**  
**10" x 6" Mirror Kit, LH RNK851L \$ 99.85**  
**10" x 6" Mirror Kit, RH RNK851R \$ 99.85**

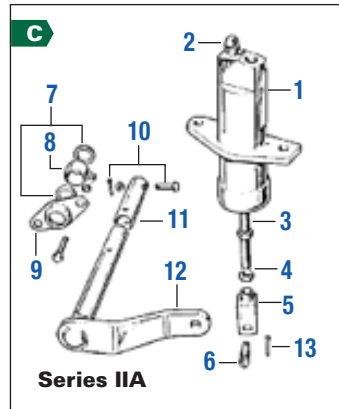
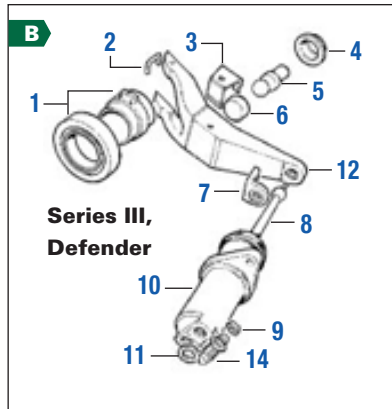
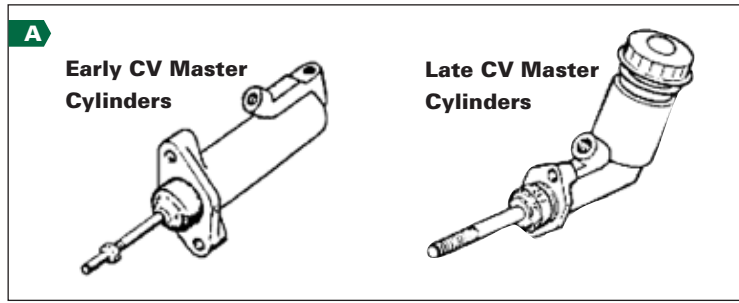
# Rigid & Soft Tire Covers

- A. Land Rover Logo Tire Covers**  
 Rigid, Standard.....RNA3804 \$ 119.00  
 Rigid, Large .....RNA3811 \$ 129.00  
 Soft, Standard.....RNE387 \$ 69.50  
 Soft, Large .....RNE386 \$ 69.50
- B. Land Rover Safari Tire Covers**  
 Rigid, Standard.....RNA3885 \$ 119.00  
 Rigid, Large .....RNA3869 \$ 129.00  
 Soft, Standard.....RNTCSAL \$ 69.50  
 Soft, Large .....RNTCSBL \$ 69.50
- C. Land Rover Rhino Tire Covers**  
 Rigid, Standard.....RNA3857 \$ 119.00  
 Rigid, Large .....RNA3892 \$ 129.00  
 Soft, Standard.....RNTCRAL \$ 69.50  
 Soft, Large .....RNTCRBL \$ 69.50
- D. Land Rover Lion Rigid Tire Cover**  
 Rigid, Standard.....RNA3820 \$ 119.00  
 Rigid, Large .....RNA3834 \$ 129.00
- E. Land Rover Elephant Soft Tire Cover**  
 Soft, Standard.....RNTCEAL \$ 69.50  
 Soft, Large .....RNTCEBL \$ 69.50
- F. Union Jack Cover Black/White/Pewter**  
 Rigid, Standard.....RNA3895 \$ 99.00  
 Rigid, Large .....RNA3896 \$ 99.00
- G. Union Jack Cover Red/White/Blue**  
 Rigid, Standard.....RNA3893 \$ 99.00  
 Rigid, Large .....RNA3894 \$ 99.00



Standard fits tire sizes 205/80x16", 235/70x16", 255/75x16" and 255/55x18".  
 Large fits tire sizes 245/75x16", 7.50x16", 235/85x16" and 265/75x16".

**Starting from \$69.50**



## A Clutch Master Cylinders

Series II, IIA 1959 - 1968 early CV type, ProLine .....	PLC752	\$ 64.50
Series IIA, III, Defender all models, 1969 - 2007 late CV type with fluid reservoir, Genuine .....	RNF289	\$ 109.60
ProLine .....	PLF289	\$ 69.50
<b>Rebuild kit</b> for all CV Master Cylinders 1959 - 2007, Genuine.....	RNC720	\$ 17.54
<b>Cap with seal</b> for Late CV Master Cylinder, Genuine.....	RNF290	\$ 23.96
Cap with seal for Late CV Master Cylinder, ProLine.....	PLF290	\$ 4.98

## B Clutch Withdrawal Mechanism

### Series III, Defender

1. <b>Throw-Out Bearing</b> , Genuine.....	RNE223	\$ 57.95
Throw-Out Bearing, ProLine .....	PLE223	\$ 26.50
2. <b>Plastic Staple</b> , Genuine.....	RNC483	\$ 1.39
3. <b>Retainer</b> for Operating Arm, Genuine.....	RNC465	\$ 2.95
4. <b>Retainer Collar</b> , Genuine.....	RNC466	\$ 3.28
5. <b>Fulcrum</b> , 3.9 Litre, Genuine.....	RNE172	\$ 11.26
6. <b>Bush</b> for operating arm, Genuine .....	RNC464	\$ 3.95
7. <b>Retainer</b> for Push Rod, Genuine .....	RNC493	\$ 3.95
8. <b>Push Rod</b> for Slave Cylinder, 2.25 Litre, Genuine .....	RNC463	\$ 39.69
Push Rod for Slave Cylinder, 2.25 Litre, ProLine .....	PLC498	\$ 6.25
Push Rod for Slave Cylinder, Defender w/LT77, All 4 cyl, Genuine .....	RNI700	\$ 9.15
Push Rod for Slave Cylinder, Defender w/R380, All 4 cyl, Genuine.....	RNI701	\$ 68.95
9. <b>Dust Cap</b> for Bleeder, Genuine.....	RNF316	\$ 2.59
10. <b>Slave Cylinder</b> , 2.25, 2.5 Litre & 200 TDI w/LT77 Gearbox, Genuine.....	RNC535	\$ 106.20
Slave Cylinder, 2.25 & 2.5 Litre, ProLine.....	PLC535	\$ 39.50
Slave Cylinder, 3.9 Litre V8, w/LT77, Genuine .....	RNE222	\$ 64.90
Slave Cylinder, 3.9 Litre V8, w/LT77, ProLine .....	PLE222	\$ 36.80
Slave Cylinder, 300 Tdi, up to #56A0669086K, V8 w/R380, Genuine.....	RND627	\$ 89.90
Slave Cylinder, 300 Tdi, up to #56A0669086K, V8 w/R380, ProLine .....	PLD627	\$ 38.29
Slave Cylinder, 300 Tdi & Td5 up to #56A0669087K, Genuine .....	RND493	\$ 79.80
Slave Cylinder, 300 Tdi & Td5 up to #56A0669087K, ProLine.....	PLD493	\$ 58.50
11. <b>Compression Washer</b> , Genuine .....	RNA986	\$ 0.48
12. <b>Release Lever</b> , Series III, Defender V8 & Td5, Genuine .....	RNC481	\$ 79.50
Release Lever, Defender 2.5, 200 & 300 Tdi, Genuine .....	RNH396	\$ 46.99

## C Clutch Slave Cylinder & Linkage

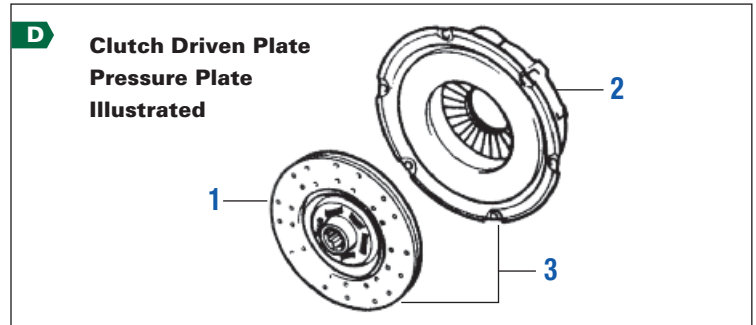
### Series II & IIA (Located at Bell Housing area)

1. <b>Slave Cylinder</b> , ProLine .....	PLB599	\$ 48.50
--	--------	----------

2. <b>Bleed Screw</b> , Genuine.....	RNC380	\$ 3.25
Bleed Screw, ProLine.....	PLC380	\$ 1.56
3. <b>Push Rod</b> , Genuine.....	RNC293	\$ 17.34
4. <b>Lock Nut</b> , Genuine.....	RNS034	\$ 1.59
5. <b>Clevis</b> for Push Rod, Genuine.....	RNB638	\$ 4.60
6. <b>Threaded Clevis Pin</b> , Genuine .....	RNA932	\$ 23.60
7. <b>Felt Ring</b> for Spherical Bushing, Genuine .....	RNA946	\$ 2.95
8. <b>Spherical Bush</b> , Genuine.....	RNC733	\$ 34.99
9. <b>Housing</b> for Spherical Bush, Genuine.....	RNB380	\$ 10.87
10. <b>Pin</b> for Cross Shaft (two required), Genuine .....	RNC290	\$ 3.96
11. <b>Connecting Tube</b> , Genuine .....	RNC403	\$ 59.95
12. <b>Operating Lever</b> , 2.25 Litre, Genuine.....	RNC294	\$ 29.25
13. <b>Split pin</b> for clevis, Genuine.....	RNB315	\$ POA

## Rubber Boot for Cross Shaft

Seals, Cross Shaft to Bell Housing, Genuine (not shown).....	RNC371	\$ 18.95
--	--------	----------



## D Clutch Driven Plate - NEW

1. <b>Series II, IIA thru 1966, 9"</b> , ProLine .....	PLC546	\$ 89.94
Series II, IIA, 9.5", Genuine.....	RNE170	\$ 99.86
Series II, IIA, 9.5", ProLine .....	PLE170	\$ 79.88
<b>Defender V8, 10"</b> , Genuine.....	RNE220	\$ 229.95
Defender V8, 10", ProLine.....	PLE220	\$ 84.20
Defender 2.5, 200 & 300 Tdi, 10", Genuine .....	RNI702	\$ 189.50
Defender TD5, 10", Genuine.....	RNI703	\$ 192.00

## Clutch Pressure Plate - NEW

2. <b>Series II, IIA thru 1966, 9"</b> , ProLine .....	PLC547	\$ 139.00
Series II, IIA, 9.5", ProLine .....	PLC467	\$ 139.80
Series III, 2.25, 2.6 Litre, 9.5", Genuine .....	RNC486	\$ 139.00
Series III, 2.25, 2.6 Litre, 9.5", ProLine .....	PLC486	\$ 82.95
Series III, Defender V8, 10", Genuine.....	RNC485	\$ 269.00
<b>Defender 2.5, 200 &amp; 300 Tdi, 10"</b> , Genuine.....	RNH534	\$ 138.50
Defender TD5, 10", Genuine.....	RNI704	\$ 215.00

## Complete Clutch Kit

Includes driven plate, pressure plate and throwout bearing.

3. <b>Series III</b> , ProLine .....	PLB372	\$ 189.95
<b>Defender V8</b> , Genuine .....	RNH608	\$ 399.95
Defender V8, ProLine.....	PLH608	\$ 259.00
Defender 2.5 NA, 200 & 300 Tdi, Genuine.....	RNI705	\$ 269.00

## Throw-Out Bearing Assembly

Series III & Defender all models, Genuine .....	RNE223	\$ 57.95
Series III & Defender all models, ProLine.....	PLE223	\$ 26.50



## Stainless Steel Clutch Lines

Series II-IIA .....	RNA606	\$ 27.50
Series III.....	RNA211	\$ 39.50
4cyl Defender.....	RNA1690	\$ 44.50



## Which Defender gearbox do I have?

LT77, LT77S - Reverse is forward to the left.

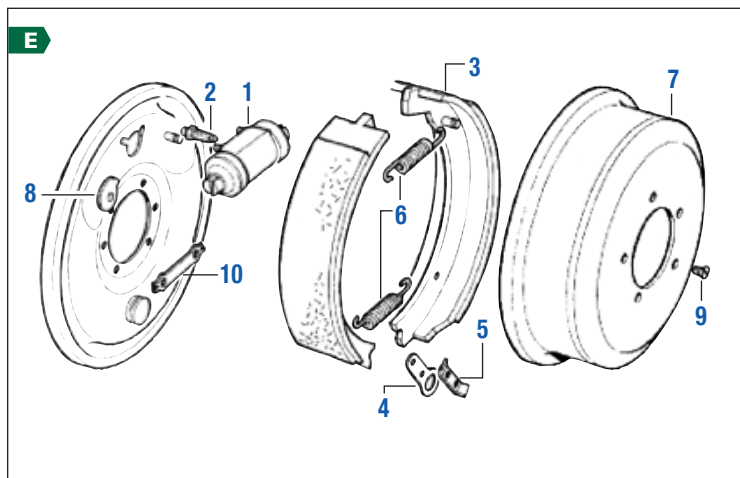
R380 - Reverse is rearward to the right.



LT77 / LT77S



R380



## E Wheel Cylinders, Shoes, Drums

	Genuine	ProLine
1. 88", Series II, IIA, III Front Right	RNB535 \$ 89.98	PLB535 \$ 36.85
88", Series II, IIA, III Front Left	RNB536 \$ 89.98	PLB536 \$ 36.85
88", Series II, IIA, III Rear Right	RNB537 \$ 98.50	PLB537 \$ 39.50
88", Series II, IIA, III Rear Left	RNB538 \$ 98.50	PLB538 \$ 39.50
109", 2.25 Litre Front Right	RNB542 \$ NLA	PLB542 \$ 36.90
109", 2.25 Litre Front Left	RNB541 \$ NLA	PLB541 \$ 36.90
109", 2.25 Litre Rear Right	RNB535 \$ 89.98	PLB535 \$ 36.85
109", 2.25 Litre Rear Left	RNB536 \$ 89.98	PLB536 \$ 36.85
109", 2.6, 3.5 Litre Front Right	RNC600 \$ 257.75	PLC600 \$ 38.90
109", 2.6, 3.5 Litre Front Left	RNC599 \$ 257.75	PLC599 \$ 38.90
109", 2.6, 3.5 Litre Rear Right	RNB535 \$ 89.98	PLB535 \$ 36.85
109", 2.6, 3.5 Litre Rear Left	RNB536 \$ 89.98	PLB536 \$ 36.85
Defender 90 thru Oct '93 Rear Right	RNF349 \$ 219.00	PLF349 \$ 82.43
Defender 90 thru Oct '93 Rear Left	RNF348 \$ 219.00	PLF348 \$ 82.43
Defender 110 thru Oct '93 Rear Right	RNE635 \$ 118.90	PLE635 \$ 29.95
Defender 110 thru Oct '93 Rear Left	RNE636 \$ 118.90	PLE636 \$ 29.95

2. Bleed Screws for Wheel Cylinders, Genuine	RNC380 \$ 3.25
Bleed Screws for Wheel Cylinders, ProLine	PLC380 \$ 1.56
Dust Cap for bleed screws, Genuine	RNF316 \$ 2.59

## Bonded Brake Shoes sold in axle sets

Enough for 2 wheels

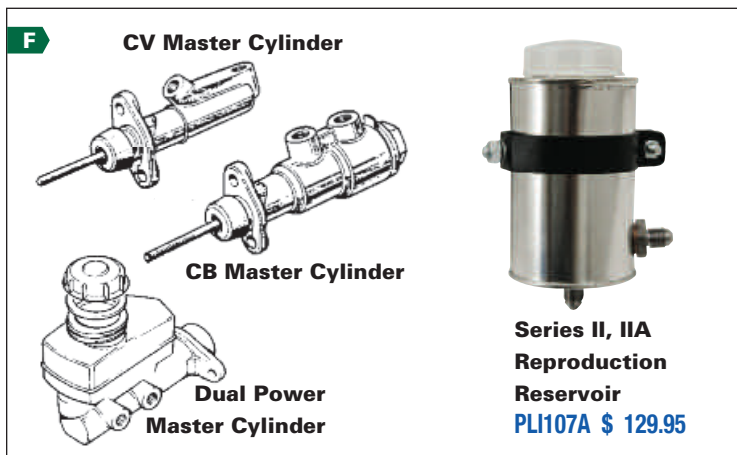
3. 88", 90" bonded shoe axle set, front or rear, Mintex	PLF320M \$ 49.95
109" 2.25 Litre bonded shoe axle set, front only, Mintex	PLF343M \$ 59.20
2.6, 3.5 Litre bonded shoe axle set, front only, ProLine	PLF344 \$ 69.25
109", 110" bonded shoe axle set, rear only, all models, Mintex	PLF321M \$ 58.90
Series IIA, III 2.5 Litre brake shoes for handbrake, ProLine	PLF342 \$ 19.95
4. 88", 90" retainer for brake shoes, Genuine	RND064 \$ 15.86
5. 88", 90" locker for retainer, Genuine	RND065 \$ 2.18

## Shoe Return Springs

6. 88" front & rear, all models thru June '80, Top, Genuine	RNC165 \$ 5.20
Top, ProLine	PLC165 \$ 1.55
Bottom, Genuine	RNA952 \$ 4.98
109", 110" all models with drum brakes, Front, Genuine	RNA993 \$ 7.20
Rear top, Genuine	RNC345 \$ 24.95
Rear top, ProLine	PLC345 \$ 3.95
Rear bottom, Genuine	RNC273 \$ 6.59
90" all models with rear drum brakes, Top, Genuine	RNC165 \$ 5.20
Top, ProLine	PLC165 \$ 1.55
Bottom, Genuine	RNA952 \$ 4.98

## Brake Drums

7. 88" Series II, IIA, 10", ProLine	PLC545 \$ 42.50
88" Series III, 90" rear, 10", ProLine	PLC534 \$ 39.50
109" Series IIA, III 2.25 Litre 1971 on, 110" rear, ProLine	PLC504 \$ 45.99
8. Adjuster Kit does 4 adjusters (109" requires 2 kits), ProLine	PLE588 \$ 29.99
9. Drum Screw Fits all Series, ProLine	PLA915 \$ 0.50



## F Brake Master Cylinders

Series II, IIA 88" CB, 1959 - 1967, ProLine	PLC228 \$ 64.50
Series IIA 88" CV, 1967 - 1968, ProLine	PLC752 \$ 64.50
Series II, IIA 109", 1959 - 1967, CB, ProLine	PLC429 \$ 69.48
Series IIA 109", 1968 - 1969, CV, ProLine	PLC753 \$ 49.95
Series Single System Power, except V8	PLH407 \$ 69.95
Series IIA, III 88" Dual Power, Genuine	RNC454 \$ 499.95
Series IIA, III 88" Dual Power, ProLine	PLC454 \$ 138.00
Series IIA, III, 109" Dual Power, Genuine	RNC762 \$ 599.95
Series IIA, III, 109" Dual Power, ProLine	PLC762 \$ 129.00
Series II, IIA Reservoir, Reproduction	PLI107A \$ 129.95
CB Master Cylinder Rebuild Kit, Series 88	PLF292 \$ 8.95
CV Master Cylinder Rebuild Kit, Series 109	RNC769 \$ 37.50

## Complete Series Vehicle Brake Pipe Kits

Includes all Genuine metal and rubber flex lines with sealing washers and nuts.

88" early Series IIA, single system kit	RNK680 \$ 167.95
109" single system kit	RNK681 \$ 169.95
88" Series IIA, dual power system kit	RNK682 \$ 199.50
88" Series III, dual power system kit	RNK683 \$ 199.50



## G Stainless Steel Brake Line Kits - DOT approved

These extended flexible stainless steel brake line kits are designed for Land Rovers with lifted suspension. Replaces your rubber flex lines. Equipped with factory fittings.

No adapters required. Directions included.

### Extended Length + 2" inch

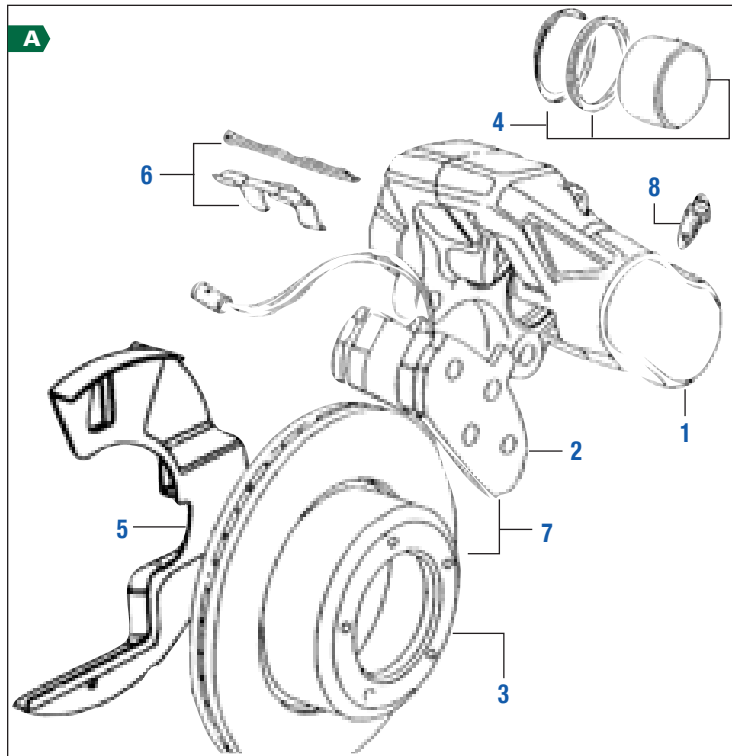
Defender	SBL2003E \$ 89.50
Discovery I	SBL3004E \$ 129.00
Discovery II	SBL6004E \$ 119.00
Range Rover Classic 1986-1989	SBL5005E \$ 165.00
Range Rover Classic 1990-1991	SBL5007E \$ 179.99
Range Rover Classic 1992-1995	SBL5006E \$ 219.00

### Extended Length + 4" inch

Defender	SBL2004E \$ 89.50
Discovery I	SBL3005E4 \$ 129.00
Discovery II	SBL6005E4 \$ 119.00
Range Rover Classic 1992-1995	SBL5006E4 \$ 165.00

### Series II-III Standard Length

Series II, IIA, 88"	RNA1076 \$ 79.50
Series III, 88"	RNA1032 \$ 78.50
Series II, IIA, 109"	RNA1091 \$ 79.50
Series III, 109"	RNA1033 \$ 78.50



## A NEW ProLine Brake Calipers (no Core Charge)

### 1. Defender 90/110 1993-1997

Defender 90, Front Caliper, RH.....	PLF300A	\$ 138.00
Defender 90, Front Caliper, LH.....	PLF301A	\$ 138.00
Defender 90, Rear Caliper, RH.....	PLB198A	\$ 99.80
Defender 90, Rear Caliper, LH.....	PLB197A	\$ 99.80
Defender 110, Front Caliper, RH, Solid Retainer Pin.....	PLF200	\$ 127.60
Defender 110, Front Caliper, LH, Solid Retainer Pin.....	PLF201	\$ 127.60
Defender 110, Front Caliper, RH, Split Retainer Pin.....	PLL942	\$ 129.00
Defender 110, Front Caliper, LH, Split Retainer Pin.....	PLL943	\$ 129.00
Defender 110, Rear Caliper, RH.....	PLH346A	\$ 88.49
Defender 110, Rear Caliper, LH.....	PLH347A	\$ 88.49

### Discovery I 1995-1999

Front Caliper, RH.....	PLB192A	\$ 149.00
Front Caliper, LH.....	PLB191A	\$ 149.00
Rear Caliper, NEW, RH.....	PLB198A	\$ 99.80
Rear Caliper, NEW, LH.....	PLB197A	\$ 99.80

### Discovery II 1999-2004 & Range Rover P38A 1995-2002

Front Caliper, NEW, RH.....	PLD016A	\$ 79.99
Front Caliper, NEW, LH.....	PLD017A	\$ 79.99
Rear Caliper, NEW, RH.....	PLD004	\$ 79.95
Rear Caliper, NEW, LH.....	PLD005	\$ 79.95

### Range Rover Classic 1987-1995

Front Caliper, NEW, 1987-1989 RH.....	PLB014A	\$ 129.00
Front Caliper, NEW, 1987-1989 LH.....	PLB015A	\$ 129.00
Front Caliper, NEW, 1993-1995 RH, From Vin #PA637568.....	PLD259A	\$ 159.00
Front Caliper, NEW, 1993-1995 LH, From Vin #PA637568.....	PLD258A	\$ 179.00
Front Caliper, NEW, ABS & Hunter, '90-1993, RH.....	PLB011A	\$ 149.00
Front Caliper, NEW, ABS & Hunter, '90-1993, LH.....	PLB017A	\$ 149.00
Rear Caliper, NEW, 1987-1992 RH 10mm.....	PLB018A	\$ 109.50
Rear Caliper, NEW, 1987-1992 LH 10mm.....	PLB010A	\$ 109.50
Rear Caliper, NEW, 1993-1995 RH 12mm.....	PLB198A	\$ 99.80
Rear Caliper, NEW, 1993-1995 LH 12mm.....	PLB197A	\$ 99.80

## Genuine & ProLine Brake Pads

### 2. Defender 90 1994-2010

Front, Brake Pad set, Genuine.....	RNF302	\$ 132.00
Front, Brake Pad set, ProLine.....	PLF323	\$ 36.50
Rear, Brake Pad set, Genuine.....	RNF303	\$ 96.85
Rear, Brake Pad set, ProLine.....	PLB195	\$ 24.95

### Defender 110

Front, Brake Pad set, 1983-1993, Genuine.....	RNF323	\$ 89.20
Front, Brake Pad set, 1983-1993, ProLine.....	PLF323	\$ 36.50
Front, Brake Pad set, 1994-on, Genuine.....	RNF302	\$ 132.00
Rear, Brake Pad set, 1994-2001, Genuine.....	RNH601	\$ 89.50
Rear, Brake Pad set, 1994-2001, ProLine.....	PLH601	\$ 39.95
Rear, Brake Pad set, 2002-on, Genuine.....	RNI162	\$ 89.60

### Discovery I 1994-1999

Front, Brake Pad set, Genuine (w/o sensor).....	RNB208	\$ 89.95
Front, Brake Pad set, ProLine.....	PLB208	\$ 36.50
Rear, Brake Pad set, Genuine.....	RNF303	\$ 96.85
Rear, Brake Pad set, ProLine.....	PLB195	\$ 24.95

### Discovery II 1999-2004

Front, Brake Pad set, Genuine.....	RND036	\$ 74.29
Front, Brake Pad set, ProLine.....	PLD036	\$ 42.95
Rear, Brake Pad set, Genuine.....	RND020	\$ 99.80
Rear, Brake Pad set, ProLine.....	PLD242	\$ 39.50

### Range Rover Classic 1987-1995

Front, Brake Pad set, '87-1989, Genuine.....	RNB001	\$ 83.50
Front, Brake Pad set, '87-1989, non ABS, ProLine.....	PLB001	\$ 35.95
Front, Brake Pad set, '90-1995, Genuine.....	RNB002	\$ 62.50
Front, Brake Pad set, '90-1995, ProLine.....	PLB208	\$ 36.50
Rear, Brake Pad set, '87-1995, Genuine.....	RNB004	\$ 99.50
Rear, Brake Pad set, '87-1995, ProLine.....	PLB004	\$ 49.99

### Range Rover P38A 1995-2002

Front, Brake Pad set, ProLine.....	PLD036	\$ 42.95
Rear, Brake Pad set, ProLine.....	PLD242	\$ 39.50

### Range Rover L322, 2003 on

Front, Brake Pad set up to 4A159171, Genuine.....	RNL590	\$ 129.95
Front, Brake Pad set up to 4A15917, ProLine.....	PLH715	\$ 61.95
Front, Brake Pad set, 4.2 ltr Supercharged.....	RNI369	\$ 179.95
Rear, Brake Pad set up to 6A000001, Genuine.....	RNH594	\$ 149.99
Rear, Brake Pad set 2006 on, Genuine.....	RNL571	\$ 136.75

### LR3, 2004 on

Brake Pad set, front, Genuine.....	RNH721	\$ 99.51
Brake Pad set, front, ProLine.....	PLH721	\$ 69.95
Brake Pad set, rear, Genuine.....	RNH958	\$ 96.95
Brake Pad set, rear, ProLine.....	PLH958	\$ 54.50

## Genuine & ProLine Brake Rotors

### 3. Defender 90, 110

Front solid rotor, each, Genuine, Genuine.....	RNB006	\$ 89.95
Front solid rotor, each, ProLine.....	PLB006A	\$ 39.50
Front vented rotor, each, Genuine.....	RNB022	\$ 99.50
Front vented rotor, each, ProLine.....	PLB022A	\$ 39.50
Rear rotor, each, 90 only 1994-2007, Genuine.....	RNI721	\$ 115.16
Rear rotor, each, 90 only 1994-2007, ProLine.....	PLB012A	\$ 39.00
Rear rotor, each, 110 only, non ABS, 2007-2010, Genuine.....	RNI154	\$ 89.60
Rear rotor, each, 90 only with ABS, 2007-2010, Genuine.....	RNI721	\$ 115.16

### Discovery I 1995-1999

Front, rotor, each, Genuine.....	RNB006	\$ 89.95
Front, rotor, each, ProLine.....	PLB006A	\$ 39.50
Rear, rotor, each, Genuine.....	RNI721	\$ 115.16
Rear, rotor, each, ProLine.....	PLB012A	\$ 39.00

### Discovery II 1999-2004

Front, rotor, each, Genuine.....	RND013	\$ 99.50
Front, rotor, each, ProLine.....	PLD013A	\$ 45.00
Rear, rotor, each, Genuine.....	RND024	\$ 96.50
Rear, rotor, each, ProLine.....	PLD024A	\$ 39.95

### Range Rover Classic 1987-1995

Front rotor '87-1989, each, Genuine.....	RNB006	\$ 89.95
Front rotor '87-1989, each, ProLine.....	PLB006A	\$ 39.50
Front rotor '90-1995, each, Genuine.....	RNB022	\$ 99.50
Front rotor '90-1995, each, ProLine.....	PLB022A	\$ 39.50
Rear rotor '87-1995, each, Genuine.....	RNI721	\$ 115.16
Rear rotor '87-1995, each, ProLine.....	PLB012A	\$ 39.00

### 3. Range Rover P38A 1995-2002

Front rotor, each, Genuine.....	RND028	\$ 99.40
---------------------------------	--------	----------

## Genuine & ProLine Brake Rotors (con't)

Front rotor, each, ProLine .....	PLD028A	\$ 44.50
Rear rotor, each, Genuine.....	RND024	\$ 96.50
Rear rotor, each, ProLine.....	PLD024A	\$ 39.95

### Range Rover L322 2003 on

Front rotor, up to 3A130140, each, Genuine.....	RNH909	\$ 179.00
Front rotor, up to 3A130140, each, ProLine.....	PLH909	\$ 68.00
Front rotor, from 4A159171 up to 6A228066, each, Genuine.....	RNH954	\$ 124.80
Rear rotor, up to 6A000001, each, Genuine.....	RNH955	\$ 129.00
Rear rotor, up to 6A000001, each, ProLine.....	PLH955	\$ 58.00

### LR3 V8 only, 2004 on

Front rotor, each, Genuine.....	RNH956	\$ 99.50
Front rotor, each, ProLine.....	PLH956	\$ 59.95
Rear rotor, each, Genuine.....	RNI350	\$ 97.50
Rear rotor, each, ProLine.....	PLI350	\$ 48.50

### LR3 V6

Front rotor, each, Genuine.....	RNL493	\$ 112.20
Rear rotor, each, Genuine.....	RNL515	\$ 115.38



## Brake & Clutch Fluid

### Brake Fluid, Land Rover, Suitable for all

Brake Fluid, Girling, TRW, 1 litre (33oz).....	GBF4100	\$ 13.60
Brake Fluid, Girling, TRW, 500ml (16.9oz).....	GBF4500	\$ 7.45

### Caliper Rebuild Kits Includes pistons and seals for one caliper.

<b>4. Defender 90</b> front caliper kit per side, ProLine.....	PLF304	\$ 29.80
Defender 90 Rear caliper kit per side, Genuine.....	RNB246	\$ 96.65
Defender 90 rear caliper kit per side, ProLine.....	PLB246	\$ 29.95

### Discovery I 1994-1999

Front caliper kit per side, ProLine.....	PLB176	\$ 36.50
Rear caliper kit per side, ProLine.....	PLB246	\$ 29.95

### 5. Mud Shield

<b>Defender 90</b> front RH, Genuine.....	RNB178	\$ 29.50
Defender 90 front LH, Genuine.....	RNB177	\$ 29.50
Defender 90 rear RH, Genuine.....	RNB206	\$ 29.65
Defender 90 rear LH, Genuine.....	RNB205	\$ 29.65
<b>Defender 110</b> front RH, Genuine.....	RNE195	\$ 84.90
Defender 110 front LH, Genuine.....	RNE196	\$ 84.90
Defender 110 rear RH, Genuine.....	RNB206	\$ 29.65
Defender 110 rear LH, Genuine.....	RNB205	\$ 29.65

### Discovery I 1994-1999, Range Rover Classic 1987-1995

Discovery I Front RH, Genuine.....	RNB178	\$ 29.50
Discovery I Front LH, Genuine.....	RNB177	\$ 29.50
Discovery I Rear RH, Genuine.....	RNI183	\$ 119.91
Discovery I Rear LH, Genuine.....	RNI182	\$ 119.95

### Discovery II 1999-2004, Range Rover P38A 1996-2002

Discovery II Front RH, Genuine.....	RND964	\$ 34.29
Discovery II Front LH, Genuine.....	RND965	\$ 34.29
Discovery II Rear RH & LH, Genuine.....	RNE004	\$ 29.15

### 6. Fixing Kits for Brake Pads

<b>Defender 110 NAS</b> , Discovery I, front, solid disc, ProLine.....	PLB204	\$ 3.99
<b>Range Rover Classic</b> , Defender 90 NAS, front, vented, ProLine.....	PLD161	\$ 6.95
Range Rover Classic, front, non-vented, ProLine.....	PLH320	\$ 5.50
Range Rover Classic, Defender 90, Discovery I, rear, solid disc, ProLine.....	PLH321	\$ 4.50

### 7. Brake Kits Genuine & ProLine kits include 2 pads, 2 rotors & hardware.

#### Range Rover Classic 1987-1995

Front Brakes non ABS, Genuine.....	RNK6101	\$ 209.00
Front Brakes non ABS, ProLine.....	PLK6101	\$ 109.00
Rear Brakes non ABS LH Sensor, Genuine.....	RNK6102	\$ 289.00
Rear Brakes non ABS LH Sensor, ProLine.....	PLK6102	\$ 129.00
Rear Brakes non ABS RH Sensor, Genuine.....	RNK6103	\$ 289.00
Rear Brakes non ABS RH Sensor, ProLine.....	PLK6102	\$ 129.00
Front Brakes w/ABS, Genuine.....	RNK6104	\$ 239.00
Front Brakes w/ABS, ProLine.....	PLK6104	\$ 118.90
Rear Brakes w/ABS, Genuine.....	RNK6105	\$ 279.00
Rear Brakes w/ABS, ProLine.....	PLK6105	\$ 129.00

### 7. Range Rover P38A 1995-2002

Front Brakes, Genuine.....	RNK6112	\$ 329.00
Front Brakes, ProLine.....	PLK6112	\$ 124.00

### 7. Range Rover P38A 1995-2002 (con't)

Rear Brakes, Genuine.....	RNK6113	\$ 276.00
Rear Brakes, ProLine.....	PLK6113	\$ 99.50

### Discovery I 1995-1999

Front Brakes, Genuine.....	RNK6106	\$ 239.99
Front Brakes, ProLine.....	PLK6106	\$ 110.00
Rear Brakes, Genuine.....	RNK6107	\$ 256.00
Rear Brakes, ProLine.....	PLK6107	\$ 94.50

### Discovery II 1999-2004

Front Brakes, Genuine.....	RNK6114	\$ 269.99
Front Brakes, ProLine.....	PLK6114	\$ 129.90
Rear Brakes, Genuine.....	RNK6115	\$ 279.50
Rear Brakes, ProLine.....	PLK6115	\$ 99.99

### Defender 90

Front Brakes, Genuine.....	RNK6110	\$ 269.00
Front Brakes, ProLine.....	PLK6110	\$ 112.99
Rear Brakes, Genuine.....	RNK6111	\$ 258.90
Rear Brakes, ProLine.....	PLK6111	\$ 98.50

### Defender 110

Front Brakes, Genuine.....	RNK6108	\$ 239.00
Front Brakes, Genuine.....	PLK6108	\$ 109.99
Rear Brakes, Drums and Shoes, Defender 110 NAS, Genuine.....	RNK6109	\$ 399.00
Rear Brakes, Drums and Shoes, Defender 110 NAS, Proline.....	PLK6109	\$ 110.90

### 8. Bleed Screw

Defender, Range Rover Classic, Discovery I, Genuine.....	RNB023	\$ 4.47
Range Rover P38A, Discovery II, Genuine.....	RND966	\$ 5.59

## B Brake Master Cylinder Servo Assembly




**PLF314**

## B Servo Assembly for Brakes

<b>1. Defender</b> all Models up to 1991, ProLine.....	PLD293	\$ 199.00
Defender all Models w/out ABS 1991 on, ProLine.....	PLH911	\$ 139.00
Defender all Models with ABS 1999 on, Genuine.....	RNI170	\$ 364.00
<b>Series IIA-III</b> , 2.25 Petrol, Genuine.....	RNF314	\$ 398.80
Series IIA-III, 2.25 Petrol, ProLine.....	PLF314	\$ 158.20
<b>2. Series IIA-III</b> , Vacuum Hose, Genuine.....	RNI718	\$ 3.60

## C



**Range Rover Classic 1988-1989 PLB180**



**Defender 90 1994-1997 PLF285**

## C Brake Master Cylinders

<b>Defender 90</b> 1994 - 1997, Genuine.....	RNF285	\$ 276.95
Defender 90 1994 - 1997, ProLine.....	PLF285	\$ 132.90
<b>Discovery I</b> 1995 - 1999 with ABS, ProLine.....	PLB200	\$ 249.00
<b>Discovery II</b> 1999 - 2004 with ABS, ProLine.....	PLD999	\$ 299.00
<b>Range Rover Classic</b> 1988-1989, Non-ABS, ProLine.....	PLB180	\$ 199.00
<b>Range Rover P38A</b> , Genuine.....	RNH682	\$ 389.00



**Swivel Recovery Shackle** fits front bumpers TF009A, RNA195, RNA194, and rear bumper TF090A. TFSRP \$ 79.00 ea

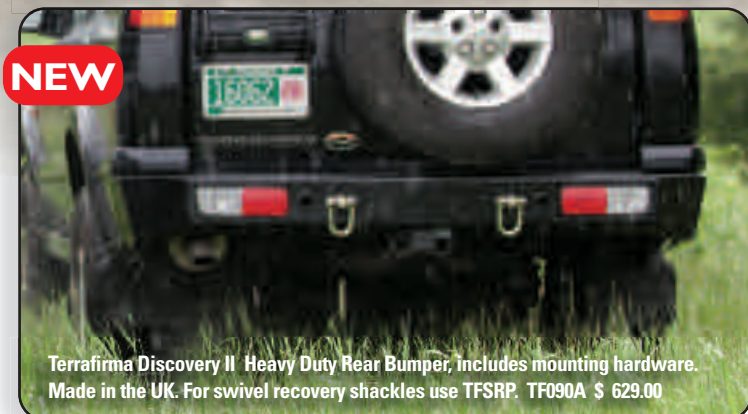
## NEW Front and Rear Bumpers

**Terrafirma Front Bumper** A stylish close fit off-road bumper for enhanced approach angle. Features wrap around edges with a special washer fluid reservoir protection plate. A direct replacement for 2003-2004 stock bumper. Requires removing the bottom inch of plastic center grill on 1999-2002 models. Made from 5mm steel with black powder coat finish. Uses popular Warn 9 mount pattern to fit most electric winches. Will require removing a section of center grill to accommodate winch. Includes mounting hardware. Made in the UK by Terrafirma. For swivel recovery shackles use TFSRP. Terrafirma Front Winch Bumper, includes mounting hardware. TF009A \$ 629.00



**NEW**

**ProLine Discovery II Rear Heavy Duty Bumper** with fixed recovery and jacking points. Includes mounting hardware (trailer hitch shown not included). RNA196 \$ 499.00



**NEW**

**Terrafirma Discovery II Heavy Duty Rear Bumper**, includes mounting hardware. Made in the UK. For swivel recovery shackles use TFSRP. TF090A \$ 629.00



**Discovery II Heavy Duty Shock Towers**

TF838

Front set with hardware, yellow. RNA198 \$ 169.00

## Differential Guards

Range Rover Classic, Discovery I & Defender

Front or Rear - Galvanized

DIFF01AA \$ 79.95 ea

Discovery II (non-ACE only)

Front DIFF02AA \$ 79.00

Range Rover P38A

Discovery II 2003-'04 Front

DIFF03 \$ 179.00

Terrafirma Front Diff Guard, Discovery II TF838 \$ 124.95

Terrafirma Rear Diff Guard, Discovery II TF839 \$ 124.95



DIFF01AA




**2" Lift Spacers**

for Coil Spring Suspension. Fits RRC, Defender, Discovery I. Set of four. RNA5102 \$ 99.95

# Extreme Suspension Gear

**HOT gear at the BEST prices!**



TF512

**Rear Shock Lowered Mount**  
Lowered rear 2 inch shock mounts. Bolt to your chassis in place of factory mounts, lowering your rear shocks 2 inches. Sold as pairs.  
**Fits: Defender, Discovery I, RR Classic.**  
**TF512 \$ 79.95**




RNA504

## Terraforma HD Shock Tower Set 10" Anodized

Tubular front shock turrets are stylish, much stronger and less liable to rusting through than the original pressed steel cone type and they also allow you to show off your Terraforma shocks!

Available in standard height RNA504 or lowered height -2" (-50mm) TF503 which allows more suspension drop out with standard length shocks. Lowering your shocks can reduce the amount of upward or compression movement and may require the fitment of bump stop spacers and/or extended bump stops.

**10" HD Shock Tower RNA504 \$ 139.45**  
**8" HD Shock Tower TF503 \$ 129.00**



TF501

## Coil Spring Dislocation Cones

When longer than standard front shocks are fitted the coil spring can move around becoming dislodged on full suspension drop out, sometimes failing to relocate correctly when the suspension compresses again. Fitting dislocation cones in conjunction with spring retaining plates TF505 will ensure the spring re-seats correctly every time.

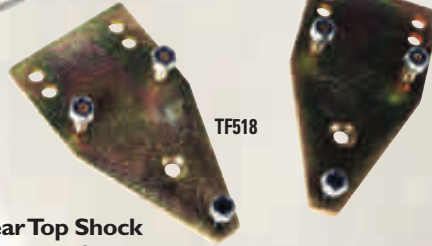
**Front Dislocation Cones TF501 \$ 89.00**  
**Rear Dislocation Cones TF510 \$ 89.00**



TF510



**Terraforma Adjustable Heavy Duty Panhard Rod**  
**TF253 \$ 220.90**



TF518

## Rear Top Shock Mount re-locators

This is an alternative kit to TF512 allowing the original rear top shock mount to be bolted 2" (50mm) lower on the chassis. The mounting bracket lowers the top shock mount to give greater axle articulation. Attaching the shock lower on the chassis allows greater axle articulation. Lowering your shocks can reduce the amount of upward or compression movement and may require the fitment of bump stop spacers and/or extended bump stops. **TF518 \$ 63.50**



RNA502


## Heavy Duty Securing Rings for Front Towers

Sold as a pair. **RNA502 \$ 36.00**

## Heavy Duty Spring Retainers

Heavy duty coil spring retaining plates.

Sold in pairs.  
**TF505 \$ 19.50**  
**TF507 \$ 10.95**



TF505

TF507

## Corrected Front Radius Arms for Lifted Land Rovers

Realigns caster angle for correct front axle steering and handling geometry. Sold as pairs.

**Fits: Defender, Discovery I, RR Classic.**  
**Front Radius Arms**  
**3 Degrees (2-4" lift) pair TF508 \$ 499.95**  
**6 Degree (4-6" lift) pair RNA0747 \$ 628.95**



TF508

## Castor Kit

Caster Correction Bushes. An inexpensive way to restore positive caster angle to a vehicle lift with 2-3 inches. Set of 4.

**Fits: Defender, Discovery I, Post '86 RR Classic.**  
**Front Radius Arms CALR2 \$ 129.95**

## Cranked Rear Radius Arms

When Land Rovers are lifted the rear radius arm to chassis bushes become strained, further suspension drop out can be restricted by the lack of movement in the bush. To relieve the strain and to improve suspension flex fit cranked rear radius arms. Terraforma rear radius arms are made from super tough 1 3/8" diameter x 3/16" wall thickness CDS tubing.

**Fits: Defender, Discovery I, RR Classic.**  
**Cranked Rear Radius Arms TF509 \$ 245.00**



TF509

**NOTE: If fitting TF508 Front Radius Arms, CALR2 Castor Kit is not needed.**



TF516

TF517

## Terraforma 2 Inch Lift Spring Spacer Sets

Increase the body clearance to allow the fitment of really big tyres as well as provide an additional 2" (50mm) of lift to your suspension. These simple spacers bolt between the coil spring and the axle and can be the perfect way to lift the vehicle to the desired ride height when the load or equipment carried exceeds even the heaviest rated coil springs. It must be noted that bump stop spacers or extended bump stops may be required to prevent the coil spring from becoming coil bound (fully compressed) on full compression. **NOTE: If fitting TF516, TF517 only, CALR2 Castor Kit is needed.**

**Fits: Defender, Discovery I, RR Classic.**  
**Front Spring Spacer Set TF516 \$ 69.99**  
**Rear Spring Spacer Set TF517 \$ 69.99**




# Happy Holidays!


## Land Rover Books



**Restoration Manual**  
Series I, II & III  
**BOOK24 \$ 34.95**



**Original Range Rover**  
Carburated Vehicle  
**BOOK54 \$ 36.75**



**Land Rover Series I - Freelander**  
**BOOK62 \$ 36.70**



**Buyer's Guide**  
Series I, II & IIA  
1948-71  
**BOOK73 \$ 19.95**



**Restoration Manual, Range Rover Classic**  
**BOOK48 \$ 32.50**




**Central Colorado**  
4-Wheeling The Guide Book  
Aspen, Leadville, Vail & Crested Butte  
**BOOK55 \$ 9.50**




**Land Rover Simply the Best**  
**BOOK58 \$ 31.45**




**Restoration Manual**  
Defender 90/110  
**BOOK57 \$ 34.60**




**Southern Colorado**  
4-Wheeling The San Juans  
**BOOK53 \$ 14.16**



**You & Your Land Rover Discovery**  
**BOOK65 \$ 31.45**



**Range Rover**  
40 Years of the 4x4 Icon  
**BOOK74 \$ 39.95**



**Haynes Enthusiast Guide**  
Discovery  
**BOOK75 \$ 39.95**



**Off-Road Driving**  
**BOOK68 \$ 29.99**



**You & Your Range Rover**  
**BOOK69 \$ 24.95**



**Haynes Manual**  
Discovery 1989-98  
RoW  
**HAYNDIS \$ 31.24**



**Haynes Manual**  
Pre '92 Range Rover Classic  
**HAYNR \$ 28.30**



### Amsoil Synthetic Oil

Amsoil 5W-30 Engine Oil, Quart.....	<b>ASL01</b>	<b>\$ 11.95</b>
Amsoil 5W-30 Engine Oil, Gallon.....	<b>ASL04</b>	<b>\$ 45.95</b>
Amsoil 10W-40 Engine Oil, Quart.....	<b>RNC845</b>	<b>\$ 11.97</b>
Amsoil 10W-40 Engine Oil, Gallon.....	<b>AM004</b>	<b>\$ 41.50</b>
Amsoil 15W-40 Diesel Oil, Quart.....	<b>AME01</b>	<b>\$ 11.95</b>
Amsoil 15W-40 Diesel Oil, Gallon.....	<b>AME04</b>	<b>\$ 38.59</b>
Amsoil 75W-90 Gear Lube, Quart (not for use in LT77S, R380).....	<b>RNC811</b>	<b>\$ 14.95</b>
Amsoil 75W-90 Gear Lube, Gallon (not for use in LT77S, R380).....	<b>RNC812</b>	<b>\$ 54.90</b>
Amsoil Manual Transmission Fluid (MTF), Quart.....	<b>MTF01</b>	<b>\$ 14.89</b>
Amsoil Automatic Transmission Fluid (ATF), Quart.....	<b>ATF</b>	<b>\$ 12.95</b>

Amsoil Diesel Fuel Additive, 16 oz can.....	<b>ADF16</b>	<b>\$ 9.95</b>
Amsoil Diesel Fuel Cold Flow Improver, 16 oz can.....	<b>ACF16</b>	<b>\$ 9.95</b>
Amsoil Metal Protector, 8-3/4 oz. Spray.....	<b>AMP</b>	<b>\$ 12.95</b>
Amsoil PI Performance Gas Additive.....	<b>API</b>	<b>\$ 12.95</b>
Amsoil Synthetic Grease, 14oz multi-purpose.....	<b>GLC10</b>	<b>\$ 8.90</b>
<b>Amsoil Engine &amp; Transmission Flush</b> .....	<b>FLSH</b>	<b>\$ 10.95</b>
Amsoil Bottle Hand Pump.....	<b>G2039</b>	<b>\$ 13.59</b>
Amsoil Oil Filter, High Performance, 3.9, 4.0, 4.2, 4.6 ltr V8.....	<b>RNF263</b>	<b>\$ 22.50</b>
<b>NEW AMSOIL SABER 100-1 2-CYCLE OIL 1.5 OZ.</b> .....	<b>ATPPK</b>	<b>\$ 1.55</b>
<b>NEW AMSOIL SABER 100-1 2-CYCLE OIL 8 OZ.</b> .....	<b>ATPBC</b>	<b>\$ 4.55</b>



**Haynes Manual**  
Series II, IIA, III  
**HAYNP \$ 34.95**



**11. RNA1234**

**Stickers, Decals & Badges**

**1. RNB084** **LAND ROVER** **2. RNC930**

**3. RNF254** **LAND ROVER** **4. RNF365** **SPECIAL VEHICLES**

**8. RNA1240** **got mud?** **4. RNF365**

**5. RNF388** **GB** **6. RNA695** **The Best 4 x 4 x Far**

**7. RNF242** **LAND ROVER** **17. RNI563** **12. RNA1237**

**15. RNI562** **25. RNI566** **Tdi Td5** **13. RNH873** **V8**

**10. RNA669 - Static cling for inside of window** **RANGE ROVER** **THE BEST 4x4xFAR** **21. RNB967** **19. RNI564** **20. RNC161** **UNLEADED FUEL ONLY** **UNLEADED FUEL ONLY** **DIESEL FUEL**

**14. RNC921** **DEFENDER**

**16. RNE359** **LAND ROVER 110** **DEFENDER** **26. RNI567** **90**

**Stickers, Decals & Badges**

1. Badge, Land Rover, Gold & Green.....	RNB318	\$ 29.95
2. Decal, "Land Rover".....	RNC930	\$ 48.20
3. Decal, Land Rover Oval, 16" x 8".....	RNF254	\$ 9.95
4. Decal, Special Vehicles, 7 1/2" x 4".....	RNF365	\$ 11.03
5. Sticker, Land Rover GB Oval.....	RNF388	\$ 5.75
6. Sticker, "The Best 4 x 4 x Far".....	RNA695	\$ 6.20
7. Woven Patch, Land Rover, 3" x 1 1/2".....	RNF242	\$ 5.15
8. Sticker, Got Mud, 2" x 5".....	RNA1240	\$ 3.68
10. Decal, Range Rover, "THE BEST 4x4xFar".....	RNA669	\$ 2.65
11. Decal, Exterior / Rovers North Logo, 20" x 2", White.....	RNA1234	\$ 6.99
12. Sticker, Union Jack, 4.375" w x 2.75" h.....	RNA1237	\$ 4.95
13. Decal, "V8" Defender.....	RNH873	\$ 19.95
14. Decal, Front "Defender".....	RNC921	\$ 12.95
15. Decal, Front Wing "Tdi", Black.....	RNI562	\$ 11.99
Decal, Front Wing "Tdi", Light Grey.....	RNI561	\$ 12.95
16. Decal, "Land Rover 110".....	RNE359	\$ 14.95
17. Badge, Grill, Land Rover, Green/Silver.....	RNI563	\$ 25.95
18. Label, "Unleaded Fuel Only".....	RNE457	\$ 12.95
19. Label, "Unleaded Fuel Only".....	RNI564	\$ 6.95
20. Label, "Diesel Fuel".....	RNC161	\$ 4.97
21. Label, ExMod Light Switch.....	RNB967	\$ 7.59
22. Label, Heater Control, Defender 110.....	22. PLE331 23. RNE332	PLE331 \$ 8.95
23. Label, Fan Control, Defender 110.....	RNE332	\$ 5.95
24. Label Transfer Box Shift.....	RNI565	\$ 2.59
25. Decal, "Td5", Black.....	RNI566	\$ 43.43
Decal, "Td5", Silver.....	RNI571	\$ 24.51
26. Decal, "Defender 90", rear, Silver/Clear.....	RNI567	\$ 26.26
Decal, "Defender 90", rear, Grey/Clear.....	24. RNI565	RNI574 \$ 19.95
Decal, "Defender 90", rear, Black.....	RNI568	\$ 24.51

**NEW!**  
**\$129.50**



**DEFENDER 90 NAS Owner's Manual**

As equipped in 1994, 95, 1997 Defender 90 and 1993 Defender 110 NAS vehicles. Reproduced from factory original.  
**1994, 95 Defender 90 NAS Owner's Manual.....RNS571 \$ 129.50**  
**1997 Defender 90 NAS Owner's Manual.....RNS572 \$ 129.50**



**Rovers North Radiator Muffs**

In the snowbelt, this simple accessory will make a big difference in your Land Rover's winter performance. By controlling the airflow through the radiator in freezing weather, the engine can run at its optimum operating temperature. This means reduced engine wear and increased heater output. Features superior materials and construction for improved durability and function.

**Early Series II, IIA w/headlamps in grill.....RNM0001 \$ 49.50**  
**Late Series IIA w/headlamps in wings.....RNM0002 \$ 49.50**  
**Series III.....RNM0003 \$ 49.50**  
**Defender 90, 110.....RNM0004 \$ 49.95**



# Happy Holidays!



**Series III 88" Station Wagon Mug**  
MUG1 \$ 12.99



**Military 88" GS 1/2 Ton Air Portable Lightweight Mug**  
MUG2 \$ 12.99



**Luxury Leather Care Kit**  
RNN724 \$ 34.95



### Fold Away Cup Holder

Easy mount design allows for some creative placement. Perfect for Series and Defenders. Black, Made in Germany. **EX7843 \$ 22.99**




### Rovers North Waxed Cotton Hat

Arrive In Style! Rovers North waxed cotton hats feature Rallye Plate Logo on the front and the Land Rover Genuine Parts Support logo on the back. Awesome quality, perfect for wet weather, adjustable to fit all sizes, Green color. **RNH04G \$ 17.50**

### Lev-o-Gauge

How Far Can You Lean? With the Lev-O-Gage® it's right in front of you! Mounts to dash or side of doors for approach and departure angles. Adhesive backing allows for easy installation. **RNA2050L \$ 11.50**



### 2011 Land Rover Defender Wall Clock

Defender profile line illustrated, a different Defender featured every hour, 12.75" diameter. **RNG2035 \$ 28.50**

# Happy Holidays!



**NEW**



### Gift Certificates

Pamper your honey with Rovers North money!  
Additional amounts available, please call.  
**\$25.00** Gift Certificate .....RNGC25 \$ 25.00  
**\$50.00** Gift Certificate .....RNGC50 \$ 50.00  
**\$100.00** Gift Certificate .....RNGC100 \$ 100.00  
**\$200.00** Gift Certificate .....RNGC200 \$ 200.00



**NEW**



### NEW Pull-Over Hoodies

Rovers North original, "explore beyond" silkscreen art on Hanes Ultimate Cotton Charcol grey hoodies.

- Small Adult.....SS2012-S \$ 44.50
- Medium Adult.....SS2012-M \$ 44.50
- Large Adult.....SS2012-L \$ 44.50
- XLarge Adult.....SS2012-XL \$ 44.50
- XXLarge Adult.....SS2012-XXL \$ 49.50



### Pure Vermont Maple Syrup

Hand Made in Westford, Vermont, the absolute finest on pancakes.  
Warm up with a few drops in your coffee too!

- 16 oz "Leaky's Own" can RNS473 \$ 14.99
- 32 oz bottle RNS0032 \$ 23.50
- 64 oz bottle RNS0064 \$ 36.50



### DEFENDER 90 1/16 Scale Models

- Defender Station Wagon, Green .....RNG2051 \$ 29.95
- Defender Station Pick-up, White .....RNG2052 \$ 26.95
- Defender Station Wagon with Horse Trailer .....RNG2053 \$ 49.95
- Defender Station Wagon, Green with JCB & Trailer ..RNG2055 \$ 49.95
- Cable Winch for Defender .....RNG2054 \$ 12.99



## Discovery II Lights, Lamps

### Headlights

1999-'02.....RH, Genuine.....	<b>RNE992</b>	\$ 122.50
1999-'02.....LH, Genuine.....	<b>RNE993</b>	\$ 122.50
2003-'04.....RH, Genuine.....	<b>RNI220</b>	\$ 364.50
2003-'04.....LH, Genuine.....	<b>RNI221</b>	\$ 364.50

### Tailights

1999-'02.....RH, Genuine.....	<b>RNH094</b>	\$ 149.95
1999-'02.....LH, Genuine.....	<b>RNF597</b>	\$ 149.95
2003-'04.....RH, Genuine.....	<b>RNN858</b>	\$ 138.03
2003-'04.....LH, Genuine.....	<b>RNN857</b>	\$ 131.28

### Rear Bumper

1999-'02.....RH, Genuine.....	<b>RNF600</b>	\$ 109.95
1999-'02.....LH, Genuine.....	<b>RNF601</b>	\$ 109.95
2003-'04.....RH, Genuine.....	<b>RNH683</b>	\$ 139.95
2003-'04.....RH, ProLine.....	<b>PLH683</b>	\$ 45.00
2003-'04.....LH, Genuine.....	<b>RNH684</b>	\$ 139.95
2003-'04.....LH, ProLine.....	<b>PLH684</b>	\$ 45.00



RNI221



RNF597



PLF593C



PLF593



## Discovery II Lamp Guards

Front up to 2003, Genuine.....	<b>RNA663</b>	\$ 229.00
Front 2003 on, Genuine.....	<b>RNI709</b>	\$ 190.00
Rear upper, Genuine.....	<b>RNI303</b>	\$ 109.95
<b>Rear set of 4, tail &amp; bumper, plastic, Genuine.....</b>	<b>RNA664</b>	<b>\$ 219.00</b>
<b>steel, Genuine.....</b>	<b>RNI309</b>	<b>\$ 267.98</b>
<b>2003 on for brush bar, Genuine.....</b>	<b>RNI710</b>	<b>\$ 199.95</b>
<b>2003 on rear bumper, Genuine.....</b>	<b>RNI713</b>	<b>\$ 99.95</b>
<b>2003 on rear upper without rear park aid, Genuine.....</b>	<b>RNI714</b>	<b>\$ 159.95</b>

## Front Corner Side Lamps

Fits Discovery II 1999-'02. Front indicator lamp. Lens comes with amber bulb.

<b>Front Indicator Lamp, Amber, RH, ProLine.....</b>	<b>PLF593</b>	<b>\$ 34.29</b>
<b>Front Indicator Lamp, Clear, RH, ProLine.....</b>	<b>PLF593C</b>	<b>\$ 39.50</b>
<b>Front Indicator Lamp, Amber, LH, ProLine.....</b>	<b>PLF594</b>	<b>\$ 34.29</b>
<b>Front Indicator Lamp, Clear, LH, ProLine.....</b>	<b>PLF594C</b>	<b>\$ 39.50</b>

## Discovery I Lights, Lamps

### Headlamp, Corner Lamp and Side Marker Lamp Upgrade Kits

Get the look, style and improved visibility for less money than replacing your original Discovery I lighting. Headlamp kit includes: 2 Genuine Land Rover headlamp assemblies with H4 halogen bulbs. Fits all Discovery I, 1994-'99, Genuine. Shown with optional clear front corner side lens kit.

<b>Headlamp Upgrade Kit.....</b>	<b>RNK9923</b>	<b>\$ 189.00</b>
<b>Clear Corner Lamp Kit.....</b>	<b>RNK9921</b>	<b>\$ 99.99</b>
<b>Clear Side Marker Kit.....</b>	<b>RNK9922</b>	<b>\$ 59.95</b>

### Headlamps

1994-'99, RH, Genuine.....	<b>RNE817</b>	\$ 139.95
1994-'99, LH, Genuine.....	<b>RNE816</b>	\$ 139.95
1994-'99, Headlamp Upgrade Kit.....	<b>RNK9923</b>	\$ 189.00

### Front Corner Lamp

1994-'99, RH, Genuine.....	<b>RNE818</b>	\$ 119.95
1994-'99, RH, ProLine, Clear.....	<b>PLE818C</b>	\$ 39.90
1994-'99, LH, Genuine.....	<b>RNE789</b>	\$ 119.95
1994-'99, RH, ProLine, Clear.....	<b>PLE789C</b>	\$ 39.90
1994-'99, Clear Corner Lamp Kit.....	<b>RNK9921</b>	\$ 99.99
1994-'99, Clear Side Marker Kit.....	<b>RNK9922</b>	\$ 59.95

### Tailights

1994-'95, RH, up to VIN SA162389/ SA501704 (up to late < 1995).....	<b>RNE782</b>	\$ 69.50
1994-'95, LH, up to VIN SA162389/ SA501704 (up to late < 1995).....	<b>RNE756</b>	\$ 69.50
1995-'99, RH, from VIN SA162390/ SA501705 (late 1995 > on).....	<b>RNE779</b>	\$ 129.95
1995-'99, LH, from VIN SA162390/ SA501705 (late 1995 > on).....	<b>RNE785</b>	\$ 129.95

### Rear Bumper

1994-'99, RH, Genuine.....	<b>RNE758</b>	\$ 49.95
1994-'99, LH, Genuine.....	<b>RNE784</b>	\$ 53.98



RNK9922



RNE756

## Replacement Headlight Bucket with adjuster kit

Fits Series & Defender. **WIPAC \$ 23.50**

Fits Defender, Range Rover Classic. **PLI239 \$ 23.50**



PLI239

## Rear Plate Lamp Assembly

All Defender & Series models

Includes bulbs, Genuine

**RNF439 \$ 17.50**





Ideas today for the cars of tomorrow



Low Beam High Beam

## Hella Vision Plus Conversion Headlamp

High performance European headlamp technology - street legal D.O.T. version.

This is the most powerful, legally-approved headlamp on the market. These headlamps provide a precise, focused beam pattern that turns night into day! Single headlamp, includes 60 watt high beam / 55 watt low beam replaceable HB2 (9003) bulb and dust cover. Fits Series, II, IIA, III, Defender 90, 110, 130, and Range Rover Classic.

Sold individually .....RNC673 \$ 39.95



Hella 60/55w HB2 (9003) bulb included!




## Defender NAS Lamp Assemblies

Brighten up your Defender with our Wipac Lamp assemblies. Includes mounting screws and bulb holder. Bulb not included.

1. Stop/Tail Lamp, Red, ProLine (each) .....PLC867 \$ 15.80
2. Directional Lamp, Amber, ProLine (each) .....PLC868 \$ 15.80
3. Reverse Lamp, Clear, ProLine (each) .....PLC869 \$ 15.80
4. Plinth mounting base for lamps, ProLine (each) .....PLC861 \$ 6.99
5. Rear NAS Lamp kit  
Includes 5 plinths, 1 reverse, 2 directional, 2 stop/tail lamps .....PLK861 \$ 99.95  
Adaptor Kit for Series II-III, Allows NAS Lamp Kit PLK861 to plug directly into Series harness .....PLK861AK \$ 98.00

## Defender Rear Light Waterproof Boot Kit

Kit includes new bulb sockets, rubber boots, clamps, connector repair kit and sealing compound. Does all five rear lamp assemblies. All components are available individually, see parts at left (does not include bulb).



For Round NAS Defender Tail Lamps 1995 on, ProLine .....RNC9095 \$ 156.45

PLE923

## NEW Interior Dome Lens & Lamp Assembly

- Dome Lens, Range Rover Classic .....PLE923 \$ 12.90  
Dome Lamp Assembly, Series & Defender .....PLF319 \$ 24.50



## LED Lamps for Defender & Series

### NEW NAS Style LED Lamps

LED lamps are brighter and offer a stylish alternative to traditional halogen lighting with the additional benefits of...


- Longer life (typical LED life 100,000 hours)
- Low energy consumption
- Waterproof

- Stop/Tail Lamp, Rear .....PLN289 \$ 49.95  
Amber Directional Lamp, Front or Rear .....PLN292 \$ 49.95  
Rear Fog Guard Lamp .....PLN290 \$ 49.95  
Reverse Lamp, Rear .....PLN291 \$ 49.95  
Plinth, fits all .....PLC861 \$ 6.99  
Complete LED Lamp Kit includes 5 plinths, 1 reverse LED, 2 directional LED, 2 stop/tail LED lamps .....PLK289 \$ 239.00  
Connector Kit for LED Lamp Kit PLK289 .....PLK289CK \$ 49.95  
WIPAC Smart Load Device for NAS LED 12V .....SLD12V \$ 23.99

## Defender Lamp Assemblies 1999 on

With fixed lenses. Bulbs included as indicated.

- Front Indicator Clear with Amber Bulb, Genuine .....RNL413 \$ 75.60  
Front Indicator Amber with Clear Bulb, Genuine .....RNL106 \$ 16.36  
Front Side/Parking Lamp Clear with Clear Bulb, Genuine .....RNL104 \$ 16.06  
Rear Stop/Tail Lamp Red with Clear Bulb, Genuine .....RNL155 \$ 22.26  
Rear Indicator Amber with Clear Bulb, Genuine .....RNH970 \$ 22.26



## Standard Issue Genuine Lamp Assemblies

Applicable to all models from Series I up to 1999 Defender. Automotive plastic construction for corrosion resistant operation with removable lens. Equipped with 36-inch long wire harness with bullet end connectors. 2.75 inch diameter. Bulb not included.

1. Stop / Tail Lamp, Red, Genuine (each) .....RNF199 \$ 21.95
2. Directional or Park Lamp, Amber, Genuine (each) .....RNF188 \$ 21.95  
Directional or Park Lamp, Amber, ProLine (each) .....PLF188 \$ 6.98
3. Park or Reverse Lamp, Clear, Genuine (each) .....RNF187 \$ 19.95  
Park or reverse Lamp, Clear, ProLine (each) .....PLF187 \$ 7.98
4. Vehicle Kit, 2 park, 4 directional, 2 stop/tail lamps, Genuine .....RNF188 \$ 89.99
5. Bulb, Directional, 12 Volt .....RNE627 \$ 2.95  
Bulb, Stop/Tail, 12 Volt .....RNE626 \$ 2.21

This has been one of the strangest years in terms of weather in recent memory. It's no surprise that Sighters hunker down and search for Land Rovers in all media. So we didn't blink an eye at the number of Sightings we received for this issue.

Let us remind you of the contest rules:

**Rule #1** - All Sightings receive recognition and our appreciation, but not necessarily a mug. We reward only those Sightings that capture the unique qualities of Land Rovers and their owners, and display them in a distinctive way.

**Rule #2** - If your Sighting does not really surprise you, it won't surprise us, either, and you won't get a mug. We're delighted, but not surprised, that Land Rovers appear in British television programmes, British publications, films with British themes and shows about African safaris. You shouldn't be surprised either, and should consider looking for other ways to get a coffee mug.

**Rule #3** - At an ever-changing date before publication we close off the Sightings. If we've mentioned the Sighting in an earlier issue, we might not mention it again. If you're new to the family of Land Rover enthusiasts, you may not have seen your Sighting in an earlier issue.

**Rule #4** - We're not outfitting your kitchen. If you qualify, please remember—one mug per Sighting per issue.

**Rule #5** - Sightings that are Land Rover references in books go to our Literary Land Rover editor for mention, but only when space permits.

**Rule #6** - Psst... email submissions—remember we can't send a mug by email. Send us your real name and shipping address, too. For privacy purposes, the magazine doesn't have access to the Rovers North customer list.

**Rule #7** - Grudgingly, very grudgingly, the Editor admits he might make an error. Let me know if you think you've been jobbed, but all decisions of the Editor are final.

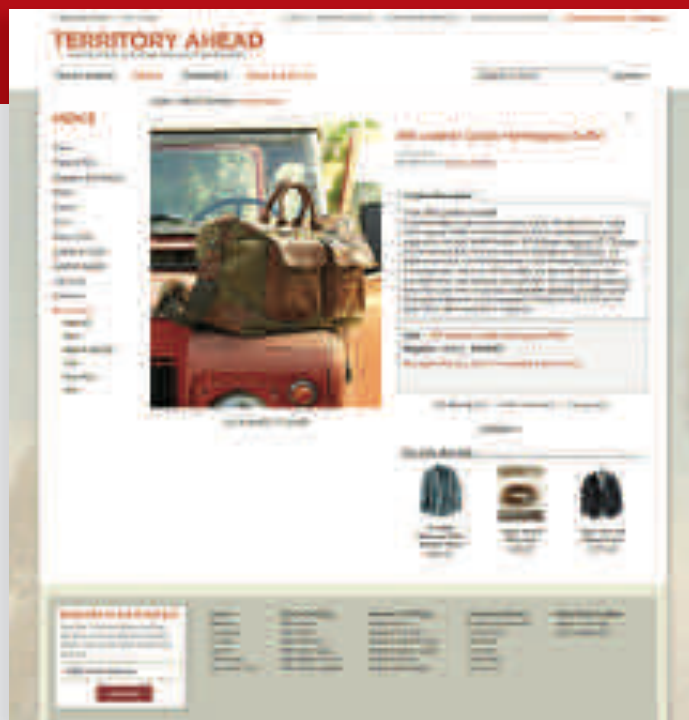
Movie directors know what Land Rovers can do for films. **Scott Hauck**, Bloomington, MN, spotted the Land Rover Defender early in the new James Bond movie, *Skyfall*. **Chris Sand**, Albany, NY, and **Chuck Carrig**, Casper, WY, spotted a Defender in the trailer for *The Expendables 2*. **Keith Gallagher** [see Rule #6] enjoyed watching *Smokey and the Bandit* again to spot a Series Rover in one scene. **Cherie Emmons**, Somerset, KY, watched the movie *2016: Obama's America*, that included a Series Land Rover. **Derek Leath**, Frontenac, MO, enjoyed the leading role of a Discovery and some Defenders in the international scenes of the movie *Safehouse*. **Bill Flick**,

Honeoye, NY, noted the Series 109 and the Range Rover in *Dark Tide*. **Harvey Allard**, Dudley, MA, watched *Bad Boys 2* on a flight recently and noted the Series III in the film.

All television shows look better with a Land Rover in their episode. **Leslie Bright**, Kingsport, TN, and **Nate Rutterbush**, Fresno, CA, spotted a Series or Defender Rover in the show *Grimm*. **Jonathan Speed March**, Roanoke, VA, noted that celebs John Mayer and Katie Perry had been videoed visiting a Land Rover dealer in Encino, CA. Jonathan also enjoyed seeing a fine animation of a Range Rover Classic in an episode of *King of the Hill*. **Nicholas Dover**, Cowansville, Quebec, Canada, noted a Defender 110 spurring happy people to a beach volleyball game in a Lottomax commercial. **Jonathan Speed March**, Roanoke, VA, noted a Land Rover Defender took archaeologists to the site of the Lost Ark of the Covenant during a television program. **Todd Miller**, Fairburn, GA, watched *Realtree's NASCAR Outdoors* and saw an NAS 110 in use on a Wyoming ranch. **Chloe Miller** and **Mark Shahan**, Tullahoma, TN, enjoyed the Series Rover in the Brit boy band, One Direction, video.

**Steven Garner**, Columbus, MS, wondered if an antennae-bedecked Discovery might be a sign that Google Maps will include more off-road options. *Popular Mechanics* selected "10 Cars to be Square" and complimented the Defender 90, noted **Jonathan Speed March**, Roanoke, VA. **Ray van der Meer**, Allston, ON, Canada, pulled out all the stops to secure a mug. First he noted his birthday was coming up. Second, the Sighting featured a chocolate lab sitting in the back of a Defender pickup in an in-store ad at his local hardware store. OK, we give in! **Daniel Philip Cote**, Jordan, MI, happily noted the inclusion of a Defender 110 in the list of four-wheel status symbols in *DETAILS* magazine.

**Scott Copeland**, Menlo, GA, noted that the DVOR website uses a Land Rover in the video at



for Konus sunglasses. **Bernard McMahon**, Washington, DC, **Andy Drousseau**, Rogers, AR, **William Bennett**, Dover, NH, and **Debbie Leonard**, Greenwood, SC, noted the Series Rover in the latest Boden catalogue. **Andrew Flanagan**, Santa Barbara, CA, noted the Rover in the Territory Ahead catalogue. Of great interest to the Editor was that the RHD Rover used for the shoot also had a very rusty doortop. **Keith Roberts**, Rockport, MA, reported that Michael Kors still features a Series Rover in their ad campaign. Keith also sent in a newspaper ad for Grand Circle Travel that included a Series Rover on safari. For some reason Kia chose to include a Series Land Rover in their commercial featuring Michelle Wie, notes **Derek Leith**, St. Louis, MO. Yes, it plays off the famous St. Andrews golf course, but connecting a Kia with a Land Rover? Derek also enjoyed seeing a red Discovery in a Velocity TV series called *Carfellas*. **Matt Spetz**, Boulder Creek, CA, watched "I Shouldn't Be Alive" on *Animal Planet*, featuring an inspirational story of Chris Moon and his Defender 110 in Cambodia. Matt also reminded us of the Series Rovers in the movie *Close Encounters of the Third Kind*.



While waiting for a haircut, **Chris Sand** [See Rule #6] read a June *Men's Journal* article recounting the last 20 years of adventure travel; a Series 109 graced the story on Cape Verde surfing. **Eric DePetris**, Orange Park, FL, saw the

same article. **Greg Coffman**, Coshocton, OH, noted a Series Rover in a Staton ad that appeared in *Promomarketing Magazine*. It's a winner, but Greg wrote, "I'm good on mugs; don't send one if you use this."

**Eric Usinger**, Tilton, NH, and **Suzanne Jonker**, New Canaan, CT, noted a Defender in the latest Free People catalogue. **Rob Modica**, Tucson, AZ found a Swarovski Optic catalogue with a photo of a cheetah sitting on the bonnet of a Series Rover. **Howard Morrison**, Savannah, GA, and **John Karlsson**, Hope Valley, RI, noted that the cover for the Orvis Travel Adventures 2013 catalogue has a Series Rover on the cover; we note that the adventures include a number of safari options. **Eric DePetris**, Orange Park, FL, spotted a Series Rover in the Territory Ahead catalogue.

choice for supermodels, too, at least according to MSN. He also noted Range Rovers delivering reality show stars in *The Challenge: Battle of the Seasons* on MTV. **Pat Harris**, Wilton CT, correctly pointed out, "It's not often that you find a Rover Sighting in the Art Review section of *The New York Times*." Although the reviewer misidentified the Defender as a Humvee, it did not fool Pat. **John Kostuch**, North Huntingdon, PA, "heard" a call out to a gold Range Rover in her song "New York Times." **Andrew Petruczenko**, Salt Lake City, UT, found his Series II used in a Band of Horses video called "Knock Knock". **Martin Sellers**, Sonoma, CA, noted that his Military Series III became a stage prop for a Sonoma Summer Theatre production of the British-based comedy *The Foreigner*.

**Dave Waters**, Renton, WA, noted a red Series in an article on clothing in the September issue of *Outside Magazine*. **Kim Conn**, Snohomish, WA, and her husband vacationed on Maui that included multiple trips to Maui Brewing whose T-shirts include a nice outline of a Defender 90. **Cooper Conn** reported a Warn winch ad in *Overland Journal* that had an LR3 as its model. His sister Chesney wanted to "beat my brother" by reporting a *Front Runner* ad with Defender 110s in the same issue of the same magazine.

**Tim Hadfield**, Peterborough, ON, Canada, read an article in the British cycling publication *Rouler* that featured a Defender. **Scott Marchand**, Tucson, AZ, and **Alan Abramowitz**, New York, NY, noted that the British *Gamebirds* calendar features few feathers on the subjects and a Defender 90. **John Karlsson**, Hope Valley, RI, noted the Providence Journal included an article on enthusiast Sam Howell and his '65 Series II-A 88".

We've mentioned these Sightings before,

but want to thank **Dave Newton**, Albany, NY, **Shirin Khosropour**, Austin, TX, **Steve Varga**, Tigard, OR, and **Jonas Smith**, Cle Elum, WA, for the Title Nine catalogue sighting. **Nate Rutterbush**, Fresno, CA, saw the Absolut Greyhound Vodka commercial. **Howard Morrison**, Savannah, GA, spotted Defenders again in the Braeval catalogue. **Dan Hingley**, Alexandria, VA, and **Eric DePetris**, Orange Park, FL, spotted the Rover in the *Athleta* catalogue. **Bill Conn**, Snohomish, WA, **Jamil Abbasy**, Longmeadow, MA, and **Derrek Ost-tryzek**, Newport Beach, CA, noted that American Express has returned a Defender on safari on their website. **Griffin Leach**, Portland, ME, spotted the Land Rover door top in the Orvis catalogue. **Derek Leath**, Frontenac, MO, noted the Land Rover in the Michael Kors ad. **Benjamin Kaupp**, Sunnyvale, CA, noted that his Range Rover LWB "does not have cupholders" and thus he deserves a mug, but we've mentioned his Eddie Bauer Sighting before. **John Costello**, Ridgefield, CT, and **William Charleton**, Plantsville, CT, spotted the Series Rover in the Progressive Snapshot commercial. **John Karlsson**, Hope Valley, RI, also reminded us of the use of Land Rovers in the Mountain Khakis website and catalogue. //



**Ruslan Tumash**, Asheville, NC, sent in a screen shot from Belarus state television of a kitted out Range Rover Classic, and wrote, "A sign that my people back in the motherland appreciate the Green Oval as much as I do." **Ryan Skrak**, Bluffton, SC, found an article on Miss Hilton Head which included a good looking Land Rover to go with a good looking subject. **Jonathan Speed March**, Roanoke, VA, noted that Range Rovers continue to be vehicle of

#### Winners:

**Matthew Spetz**  
Boulder Creek, CA

**Daniel Philip Cote**  
Jordan MI

**Nicholas Dover**  
Cowansville, Quebec

**Bill Flick**  
Honeoye, NY

**Andrew Flanagan**  
Santa Barbara, CA

**Ryan Skrak**  
Bluffton, SC

**Andrew Petruczenko**  
Salt Lake City, UT

**John Kostuch**  
North Huntingdon PA

**Kim Conn**  
Snohomish, WA

**Steven Garner**  
Columbus MS

**Derek Leath**  
St. Louis, MO

**Suzanne Jonker**  
New Canaan, CT

**Ray van der Meer**  
Ontario, Canada

**Eric DePetris**  
Fleming Island, FL

**Eric Usinger**  
Tilton NH

**Pat Harris**  
Wilton CT

**Scott Copeland**  
Menlo GA

# Popular Kits for your Land Rover

## Interior Boot Kits



RNK8210

### Interior Shift Boot Kits

#### Rubber Boot Kits

Interior Boot Kit, Series II, IIA, III manual .....	RNK8210 \$ 38.80
Interior Boot Kit, Defender manual .....	RNK8220 \$ 69.59



PLA6100K

## Series Disc Brake Conversion Kits

Convert your trusty 88 or 109 to the latest Defender disc brakes and experience amazing stopping power. This kit uses no adaptor pieces. The front caliper mounts are cast into the swivel housing, just like the Defender to handle the massive 4-piston Defender calipers that grab 12 inch vented discs just like the NAS 90 enjoys. Using all Defender brake parts keeps it all Land Rover and means easy parts availability in the future.

Series Front Axle Kit (shown above) .....	PLA6100K \$ 1999.95
Series Front and Rear Axle Kit (not shown) .....	PLA6101K \$ 2998.00



## Recovery Loop Kit

Heavy duty galvanized recovery loops as fitted front and rear on Military Defender 90, 110 Land Rovers. Replaces shipping eyes located on chassis. Special mounting hardware included. Fits Defender, Genuine .....

RNK0211 \$ 119.95



## Genuine Suspension Bushing Kits

### Front Axle Bushing Kits

Suspension Bushing Kit, Front, Defender up to 1994, Range Rover Classic pre 1986, Genuine .....	RNK5910 \$ 169.00
Suspension Bushing Kit, Front, Defender 1994 on, Genuine .....	RNK5916 \$ 183.60
Suspension Bushing Kit, Front, RRC 1986-'90, Genuine .....	RNK5912 \$ 149.00
Suspension Bushing Kit, Front, RRC 1991 on, Genuine .....	RNK5914 \$ 170.00
Suspension Bushing Kit, Front, Discovery I, Genuine .....	RNK5918 \$ 185.00

### Rear Axle Bushing Kits

Suspension Bushing Kit, Rear, RRC 1986-'92, Genuine .....	RNK5913 \$ 179.00
Suspension Bushing Kit, Rear, Defender, Discovery I, Range Rover Classic 1993 on, Genuine .....	RNK5915 \$ 223.00

## SuperPro Polyurethane Suspension Bushing Kits

Engineered to provide outstanding performance over any terrain whilst maintaining reliability.

While Improving your vehicles handling and stability, SuperPro bushes will not cause harshness or vibrations which are associated with other manufacturers Polyurethane products. SuperPro comprehensive R&D process

and a unique blend of materials means that SuperPro bushes keep going long after OEM or rubber aftermarket bushes have failed. Fits: Defender 1994-2002, Range Rover Classic 1986-1994, Discovery I 1989-1998 .....

SPB1115 \$ 299.95

## Drivetrain Seal Kits

### Genuine Hub Seal Kits

Includes Genuine hub seal, hub gasket, hub seal race and locker for hub nut.

#### Series II, IIA, & III

(4 req), Genuine .....

#### Defender 90/110 1993-1997

(4 req), Genuine .....

Defender 110 Hub Seal Kit, Front Spindle .....

#### Discovery I 1994-1999

Hub Seal Kit (4 req), Genuine .....

#### Range Rover Classic

1987-'89, Hub Seal Kit (4 req), Genuine .....

1990-'92, Hub Seal Kit (4 req), Genuine .....

1993-'95, Hub Seal Kit (4 req), Genuine .....

### CV Joint Replacement Kit,

Defender 90, Discovery I, 24 spline, ProLine .....

### Genuine Swivel Ball Seal Kits

Swivel Ball Seal Kit, 9mm .....

Swivel Ball Seal Kit, 12mm .....

Swivel Ball Seal Kit, Range Rover Classic w/ABS .....

Swivel Ball Seal Kit, Defender 90, Discovery I .....

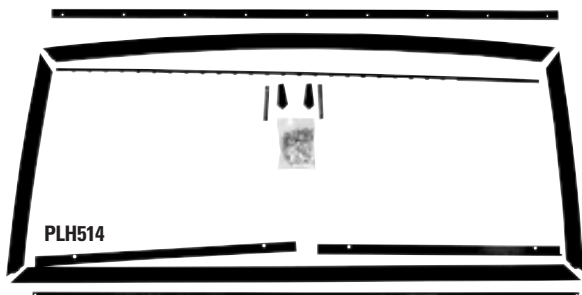


PLE794

**Range Rover Classic Pre-assembled Tailgate Lid Kit with Glass Already Installed**

High quality hand crafted aluminum lift gate for a Range Rover Classic. Does not have aperture for high mount stop lamp. Made with high quality Pilkington heated glass. Made with pride in the UK.

PLE794 \$ 699.00



PLH514

**Aluminum Tailgate Lid Kit**

This do-it-yourself kit is a permanent and economical fix for your rusty Range Rover Classic tailgate lid. Kit includes corrosion-proof aluminum frame pieces finished in matte black. Hardware and instructions included.

PLH514 \$ 489.00



**Fuel Caps, Petrol Caps**  
You name it we've got it!



PLC168

RNE247

PLB651

RNF143

Discovery II,  
Range Rover P38A  
RNN294

Defender Locking Vented,  
European RNL361

Discovery I,  
Defender  
RNF137

**Fuel Caps**

Discovery I, Defender, Genuine .....	RNF137	\$ 24.95
Discovery I, Defender, ProLine .....	PLF137	\$ 8.99
Discovery I, II, NAS Defender, Genuine .....	RNF143	\$ 32.90
Defender, Locking Vented, European, Genuine .....	RNL361	\$ 49.90
Defender, Non-Locking Vented Fuel Cap, Genuine .....	RNL222	\$ 32.60
Defender, Locking NAS Fuel Cap, Genuine .....	RNE247	\$ 39.90
Defender, Locking NAS Fuel Cap, ProLine .....	PLE247	\$ 16.50
Discovery II, RRP38A V-8, Genuine .....	RNN294	\$ 35.95
Series II & IIA, ProLine .....	PLC168	\$ 6.98
Series III, ProLine .....	PLE406	\$ 8.50
Series Fuel Cap, 3 prong early, ProLine .....	PLB651	\$ 6.98
Series Fuel Cap, 2 prong, Genuine .....	RNC168	\$ 59.95
Series Fuel Cap, 2 prong, ProLine .....	PLC168	\$ 6.98
Series Fuel Cap, ex-MoD & Auxilliary Tank .....	PLC449	\$ 89.95
LR4, Range Rover Sport L320 Fuel Cap .....	RNS558	\$ 27.33

# ROVERS

MAGAZINE

© 2012 Rovers North, Inc  
1319 VT Route 128  
Westford, Vermont 05494-9601, USA  
Sales and Tech Support: 802.879.0032  
[roversnorth.com](http://roversnorth.com)

PRSR T Std  
US Postage  
Paid  
Permit 19  
Burl., VT  
05401

## Go Above & Beyond

The Source for Classic Land Rover Parts



Family owned by enthusiasts since 1979.

**ROVERS NORTH INC.** 1319 VT Route 128, Westford, Vermont 05494 USA  
Phone 1 802 879-0032 [www.roversnorth.com](http://www.roversnorth.com) Fax 1 802 879-9152



Genuine Parts